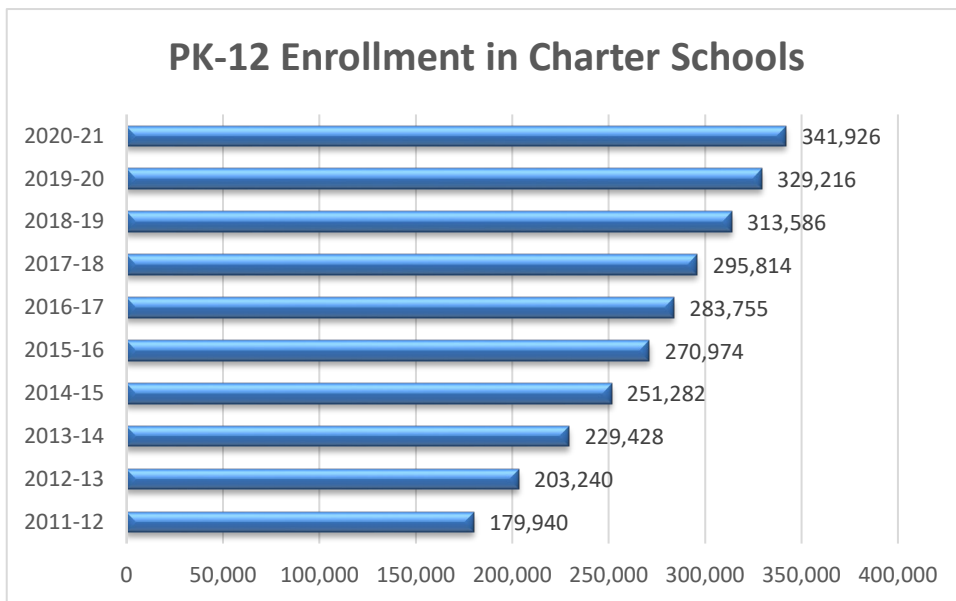




Florida's Charter Schools

Charter schools are tuition-free public schools created through an agreement or "charter" typically between the school and the local district school board. This agreement gives the charter school a measure of expanded freedom relative to traditional public schools in return for a commitment to higher standards of accountability. Since 1996, Florida charter schools have played a key role in increasing parental options in public education and providing innovative learning opportunities for students.

During the 2020-21 school year, over 341,926 students were enrolled in 687 charter schools in 47 Florida districts. Many charter schools in Florida have innovative missions. Some charter schools include themed learning approaches focusing on areas such as arts, sciences, and technologies. Other charter schools provide services to special populations such as students at risk of academic failure or students with disabilities.

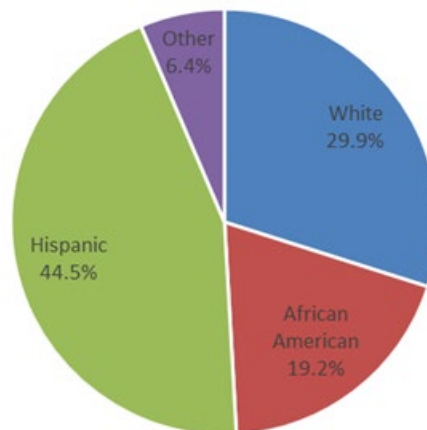


- Charter School Statutes**
- s. 1002.33, Charter schools
 - s. 1002.345, Determination of deteriorating financial conditions & financial emergencies for charter schools
 - s. 1013.62, Charter schools capital outlay funding
 - s. 1002.331, High-performing charter schools
 - s. 1002.332, High-performing charter systems
 - s.1002.333, Schools of Hope

Charter Student Diversity

Florida's charter schools, which serve 51% low-income students statewide, have become increasingly diverse. In 2020-21, 70% of the students served were minorities. Hispanic students comprised 45% of Florida's charter school enrollment, and 19% were African-American students.

Race and Ethnicity



District Contacts

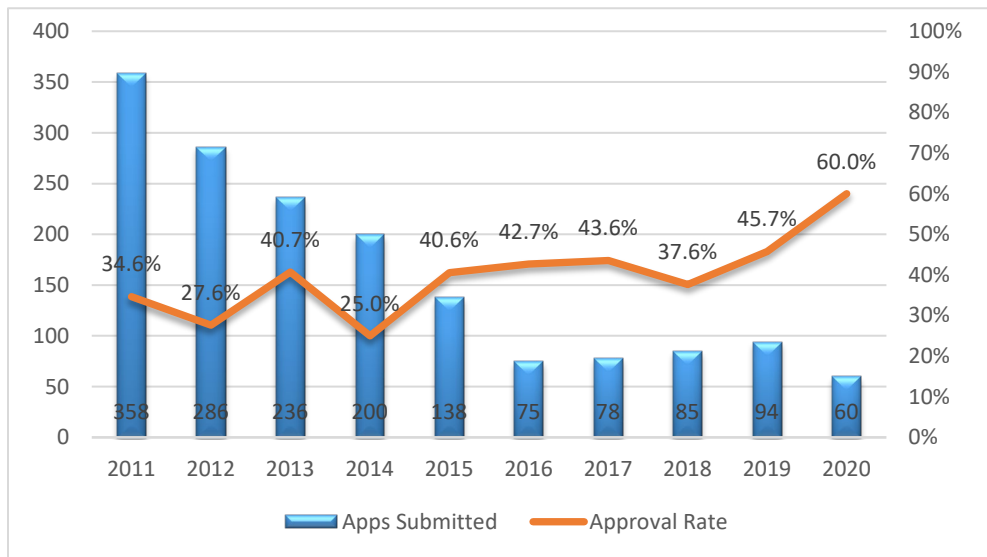
There is a charter school liaison in each school district. Charter School Contacts and District Contact List may be downloaded in an Excel file format from the *Directory of Charter Schools* at: <https://web01.fldoe.org/CSA/PostToWeb/ManageSearch.aspx>



Charter Schools Overview

School Year	Districts	Charter Schools	Student Enrollment
2016-17	46	654	283,755
2017-18	47	655	295,814
2018-19	47	658	313,586
2019-20	47	673	329,216
2020-21	47	687	341,926

History of Charter School Application Approval Rate



Charter Student Demographics

Race/Gender	Students	Percent
White	102,394	29.9%
Black	65,861	19.2%
Hispanic	152,460	44.5%
Other	21,882	6.4%
Total Enrollment	342,597	100.0%

Special Categories	Students	Percent
FRPL*	175,134	51.1%
ELL**	31,702	9.3%
SWD***	35,000	10.2%

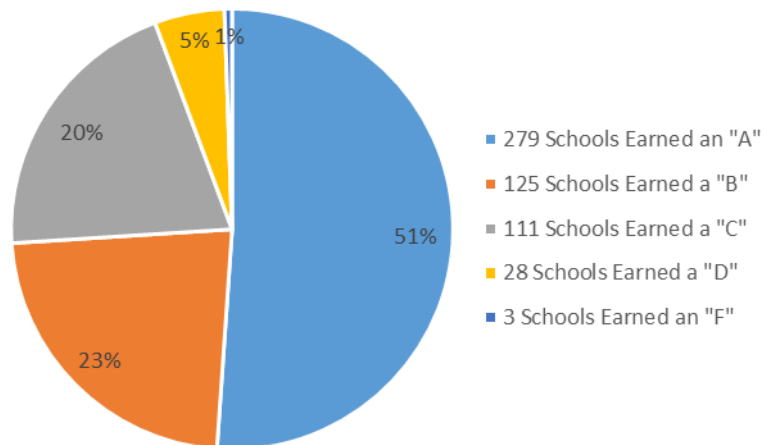
* FRPL: Free and Reduced Priced Lunch

** ELL: English Language Learners

*** SWD: Students with Disabilities

Data Source: 2020-21 Survey 3 Final Data

2019 Charter School Grades



There are 217 high-performing charter schools as of 9/23/2021.