

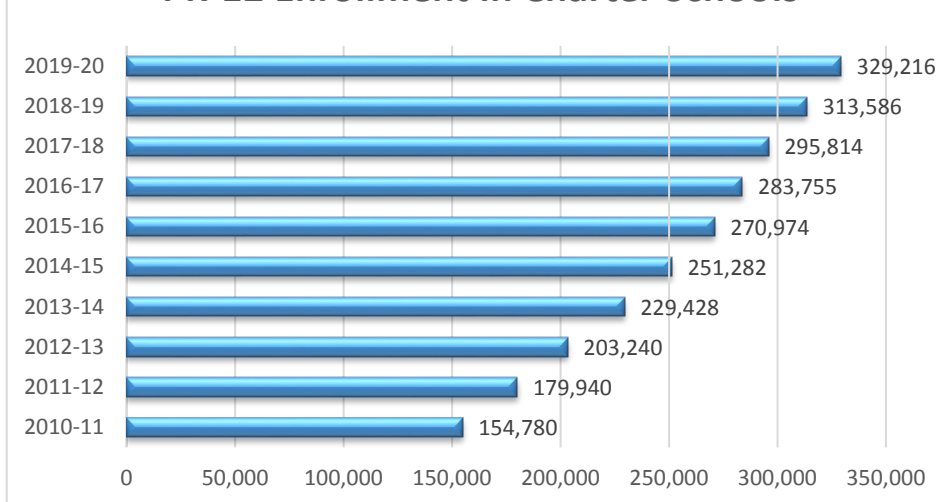


## Florida's Charter Schools

Charter schools are tuition-free public schools created through an agreement or "charter" typically between the school and the local district school board. This agreement gives the charter school a measure of expanded freedom relative to traditional public schools in return for a commitment to higher standards of accountability. Since 1996, Florida charter schools have played a key role in increasing parental options in public education and providing innovative learning opportunities for students.

During the 2019-20 school year, over 329,000 students were enrolled in 673 charter schools in 48 Florida districts. Many charter schools in Florida have innovative missions. Some charter schools include themed learning approaches focusing on areas such as arts, sciences, and technologies. Other charter schools provide services to special populations such as students at risk of academic failure or students with disabilities.

**PK-12 Enrollment in Charter Schools**



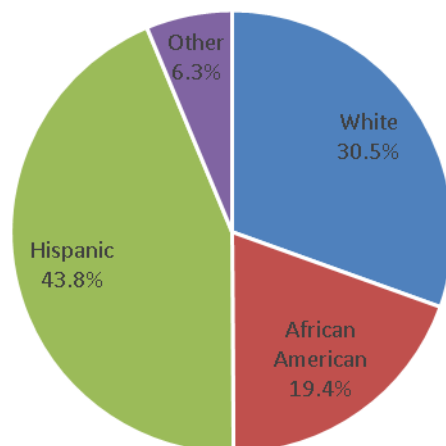
### Charter School Statutes

- s. 1002.33, Charter schools
- s. 1002.345, Determination of deteriorating financial conditions & financial emergencies for charter schools
- s. 1013.62, Charter schools capital outlay funding
- s. 1002.331, High-performing charter schools
- s. 1002.332, High-performing charter systems
- s.1002.333, Schools of Hope

### Charter Student Diversity

Florida's charter schools, which serve 53% low-income students statewide, have become increasingly diverse. In 2019-20, 69% of the students served were minorities. Hispanic students comprised 44% of Florida's charter school enrollment, and 19% were African-American students.

### Race and Ethnicity



### District Contacts

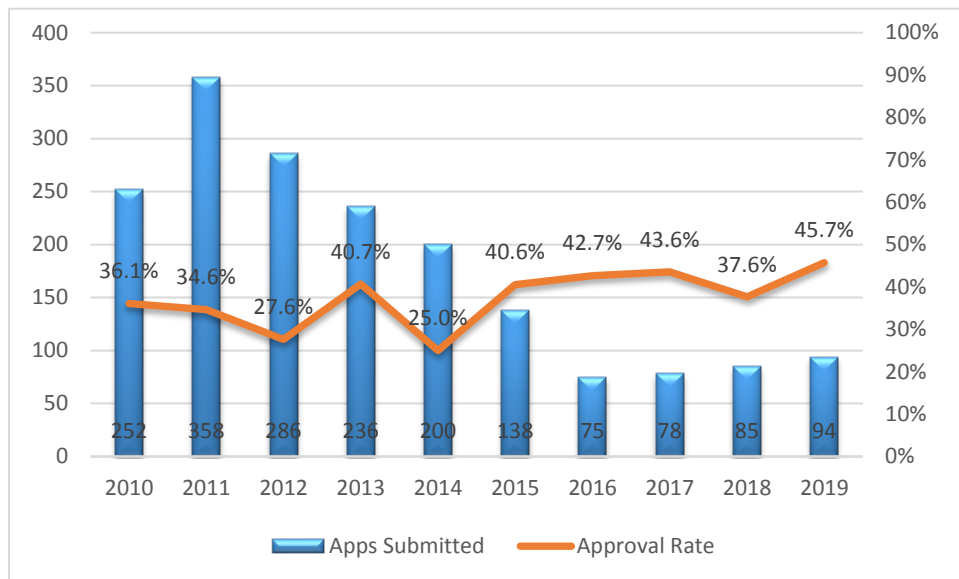
Each school district has a charter school liaison. A charter contact list of district liaisons, school developers or operators is available in the SCHOOL & DISTRICT DIRECTORIES at: <http://www.fldoe.org/school/school-choice/charter-schools/charter-school-directories/>



## Charter Schools Overview

School Year	Districts	Charter Schools	Student Enrollment
2015-16	46	652	270,974
2016-17	46	654	283,755
2017-18	47	655	295,814
2018-19	47	658	313,586
2019-20	48	673	329,216

## History of Charter School Application Approval Rate



## Charter Student Demographics

Race/Gender	Students	Percent
White	99,748	30.5%
Black	63,712	19.4%
Hispanic	143,492	43.8%
Other	20,563	6.3%
<b>Total Enrollment</b>	<b>327,515</b>	<b>100.0%</b>

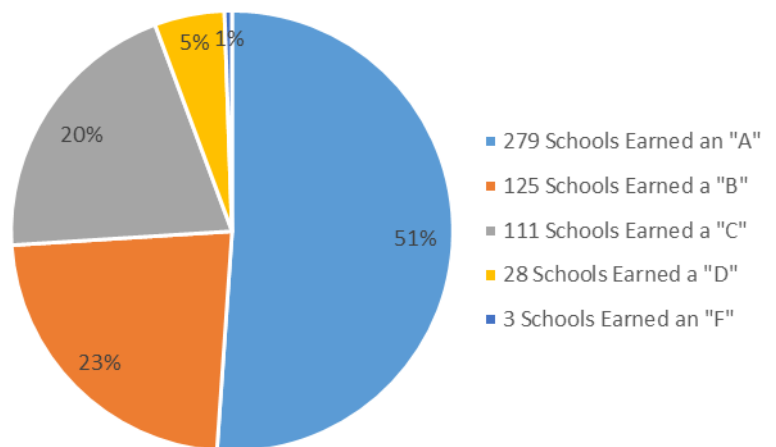
Special Categories	Students	Percent
FRPL*	163,268	49.9%
ELL**	31,882	9.7%
SWD***	33,564	10.2%

\* FRPL: Free and Reduced Priced Lunch

\*\* ELL: English Language Learners

\*\*\* SWD: Students with Disabilities

## 2019 Charter School Grades



There are 214 high-performing charter schools as of 10/26/2020.