

# NAEP 2007—Grade 8 Mathematics Overall Results



NATIONAL ASSESSMENT  
OF EDUCATIONAL  
PROGRESS

## National Assessment of Educational Progress 2007 Report for Florida

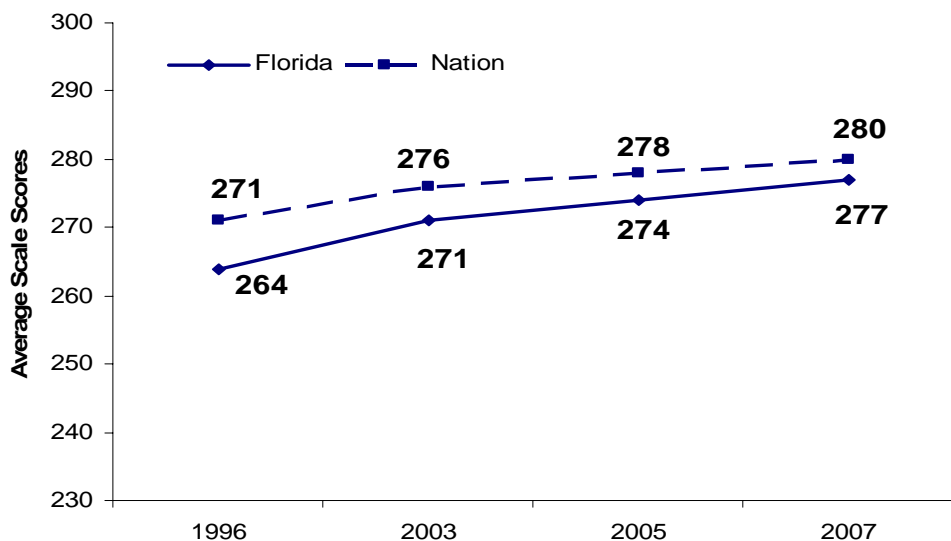
### Highlights of Grade 8 Mathematics

In 2007, 52 jurisdictions participated in the NAEP Grade 8 Mathematics assessment: 50 states, the Department of Defense Schools, and Washington, D.C.

- Florida's Grade 8 students had a significant increase of 6 points in mathematics between 2003 and 2007—from 271 to 277.
- Florida's Grade 8 students made a significant improvement of 22 points in mathematics between 1996 and 2007—from 255 to 277.
- Florida's and the nation's Grade 8 students made similar improvements in their mathematics scores between 1996 and 2007.

### Average Scale Scores Florida and the Nation

Figure 1  
NAEP Grade 8 Mathematics 1996<sup>1</sup>–2007



<sup>1</sup> Accommodations were not permitted for this assessment.

# NAEP 2007—Grade 8 Mathematics Overall Results

## Highlights

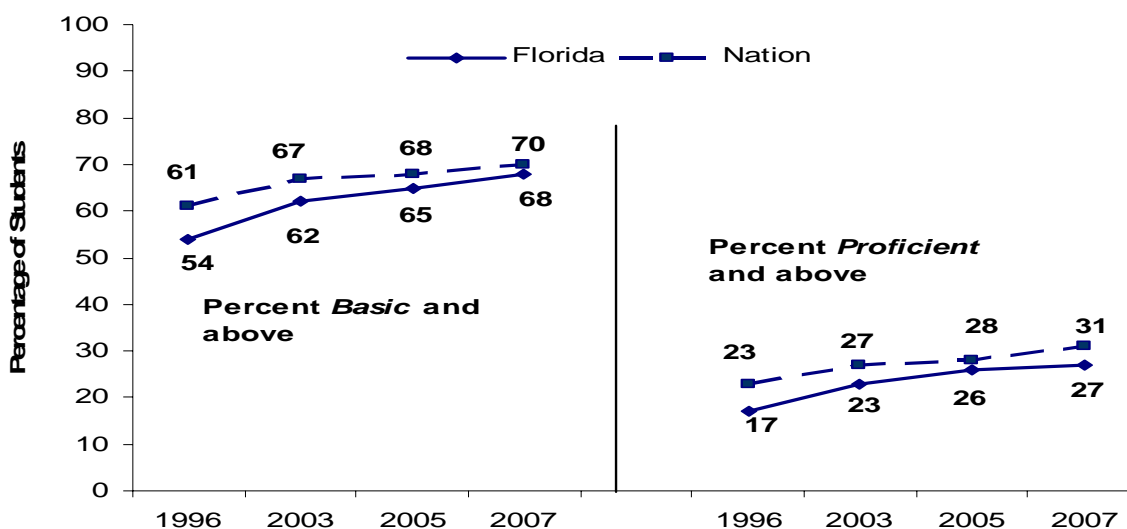
Florida's 2007 Grade 8 Mathematics average scale score (277) was significantly higher than in 1996 (264) and 2003 (271).

Although still below the national average, Florida's Grade 8 students have improved their average scale scores at a rate greater than the nation's; improving 13 points since 1996 (264 to 277). The nation's improvement during the same period was 9 points (271 to 280).

Florida was one of 38 states with a significant scale score increase since 1990.

## Percentage of Students Performing at or Above *Basic* and *Proficient* Achievement Levels Florida and the Nation

Figure 2  
NAEP Grade 8 Mathematics 1996<sup>1</sup>–2007



## Highlights

More of Florida's Grade 8 students scored at or above *Basic* and at or above *Proficient* in 2007 than in 2005, improving from 65 percent to 68 percent and 26 percent to 27 percent, respectively.

Florida's improvement since 1996 was greater than the nation's:

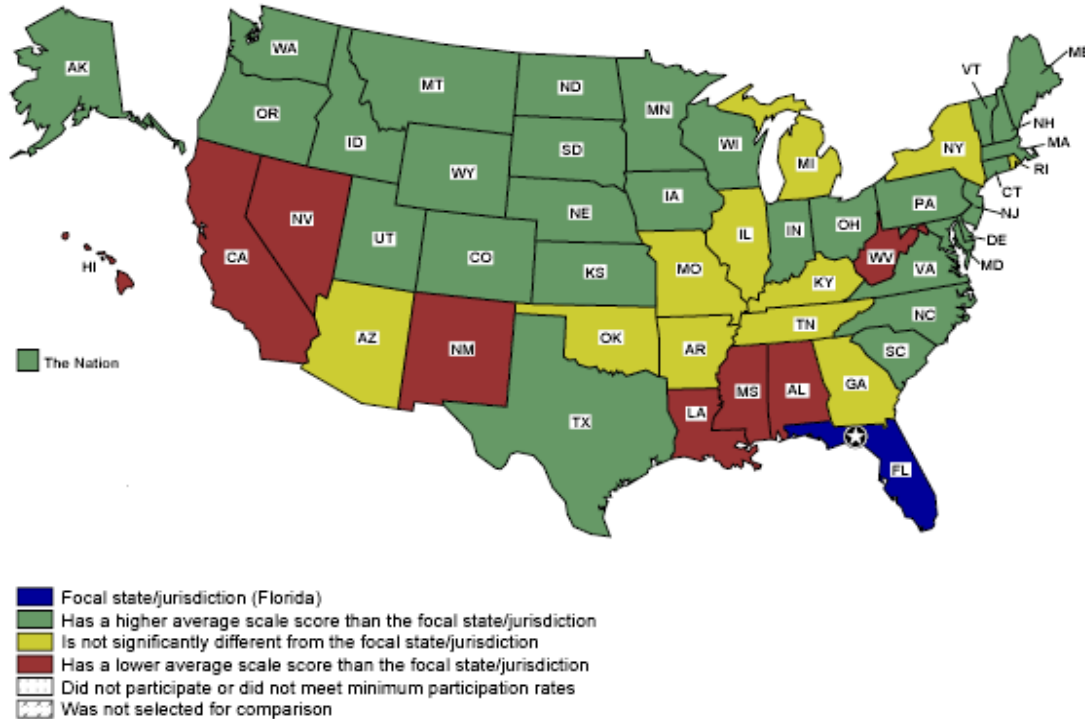
- at or above *Basic*:
  - Florida – 54 percent to 68 percent, a 14-percentage point increase
  - Nation – 61 percent to 70 percent, a 9-percentage point increase
- at or above *Proficient*:
  - Florida – 17 percent to 27 percent, a 10-percentage point increase
  - Nation – 23 percent to 31 percent, an 8-percentage point increase

<sup>1</sup> Accommodations were not permitted for this assessment.

# NAEP 2007—Grade 8 Mathematics Overall Results

## Grade 8 Mathematics Average Scale Scores

**Figure 3**  
**Florida's National Standing in 2007**



<sup>1</sup> Department of Defense Education Activity schools (domestic and overseas).  
SOURCE: U.S. Department of Education, Institute of Education Sciences, National Center for Education Statistics, National Assessment of Educational Progress (NAEP), 2007 Mathematics Assessments.

In 2007, Florida's NAEP Grade 8 mathematics average scale score (277) was

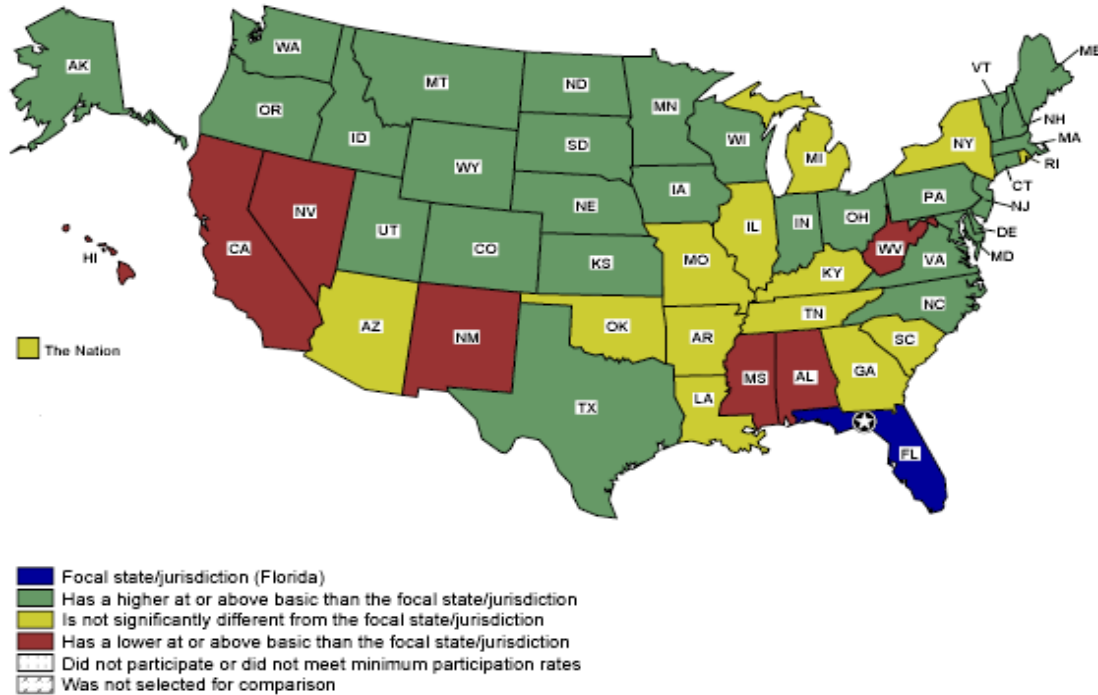
- **higher than eight states:**  
Louisiana, Nevada, California, West Virginia, Hawaii, New Mexico, Alabama, and Mississippi.\*
- **not significantly different from 11 states:**  
Missouri, Illinois, New York, Kentucky, *Florida*, Michigan, Arizona, Rhode Island, Oklahoma, Georgia, Arkansas, and Tennessee.\*
- **lower than the nation and 30 states:**  
Massachusetts, North Dakota, Minnesota, Vermont, Kansas, New Jersey, New Hampshire, South Dakota, Virginia, Montana, Wyoming, Maine, Colorado, Texas, Pennsylvania, Wisconsin, Maryland, Iowa, Washington, Indiana, Ohio, Idaho, Nebraska, North Carolina, Oregon, Delaware, Alaska, South Carolina, Connecticut, and Utah.\*

\*Within each group, states are listed from highest to lowest performance.

# NAEP 2007—Grade 8 Mathematics Overall Results

## Grade 8 Mathematics Achievement Levels Percent at or above *Basic*

Figure 4  
Florida's National Standing in 2007



<sup>1</sup> Department of Defense Education Activity schools (domestic and overseas).

SOURCE: U.S. Department of Education, Institute of Education Sciences, National Center for Education Statistics, National Assessment of Educational Progress (NAEP), 2007 Mathematics Assessments.

In 2007, the percentage of Florida's Grade 8 students who scored at or above *Basic* (68 percent) in mathematics was

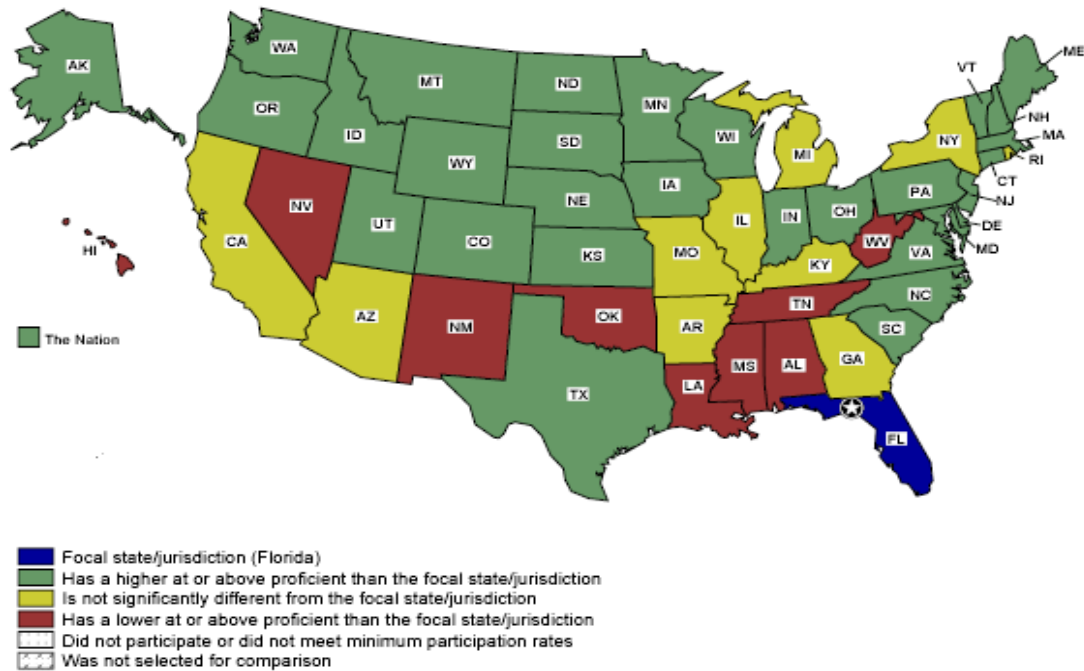
- **higher than seven states:**  
West Virginia, Nevada, California, Hawaii, New Mexico, Alabama, and Mississippi.\*
- **not significantly different from the nation and 13 states:**  
Missouri, South Carolina, New York, Illinois, Kentucky, *Florida*, Arizona, Oklahoma, Michigan, Rhode Island, Arkansas, Tennessee, Georgia, and Louisiana.\*
- **lower than 29 states:**  
North Dakota, Massachusetts, Minnesota, South Dakota, Vermont, Kansas, Wyoming, Montana, New Hampshire, Maine, Texas, Iowa, Pennsylvania, Virginia, New Jersey, Indiana, Ohio, Wisconsin, Colorado, Idaho, Washington, Delaware, Maryland, Nebraska, Oregon, Alaska, North Carolina, Connecticut, and Utah.\*

\*Within each group, states are listed from highest to lowest performance.

# NAEP 2007—Grade 8 Mathematics Overall Results

## Grade 8 Mathematics Achievement Levels Percent at or above *Proficient*

**Figure 5**  
**Florida's National Standing in 2007**



<sup>1</sup> Department of Defense Education Activity schools (domestic and overseas).

SOURCE: U.S. Department of Education, Institute of Education Sciences, National Center for Education Statistics, National Assessment of Educational Progress (NAEP), 2007 Mathematics Assessments.

In 2007, the percentage of Florida's Grade 8 students who scored at or above *Proficient* (27 percent) in mathematics was

- **higher than nine states:**  
Oklahoma, Louisiana, Tennessee, West Virginia, Nevada, Hawaii, New Mexico, Alabama, and Mississippi.\*
- **not significantly different from 10 states:**  
Missouri, New York, Illinois, Kentucky, *Florida*, Arizona, Michigan, Rhode Island, Arkansas, Georgia, and California.\*
- **lower than the nation and 30 states:**  
North Dakota, Massachusetts, Vermont, South Dakota, Kansas, Minnesota, Wyoming, Montana, New Hampshire, Maine, Texas, Pennsylvania, Iowa, Virginia, New Jersey, Wisconsin, Indiana, Ohio, Colorado, Washington, Idaho, Delaware, Maryland, Nebraska, Oregon, North Carolina, Alaska, Connecticut, Utah, and South Carolina.\*

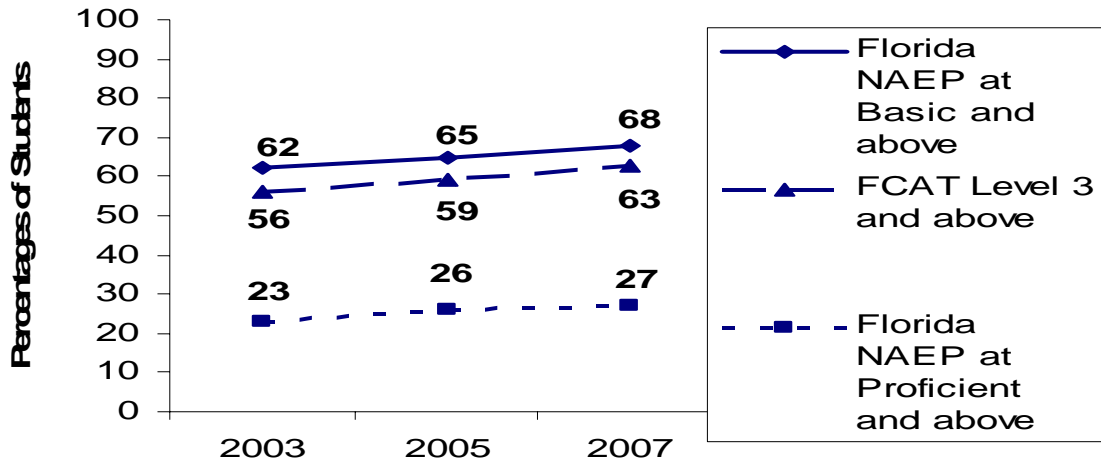
\*Within each group, states are listed from highest to lowest performance.

## Grade 8 Mathematics

# NAEP 2007—Grade 8 Mathematics Overall Results

## Grade 8 Mathematics Comparison of FCAT and Florida NAEP Proficiency Results 2003–2007

Figure 6  
FCAT and NAEP



### Highlights

The percentage of Florida's 2007 Grade 8 students scoring at FCAT Level 3 and above in Mathematics has increased 7 percentage points between 2003 and 2007 (56 percent vs. 63 percent).

Since 2003, the improvement in FCAT is similar to the trend in Florida's Grade 8 NAEP Mathematics results for the percentage at or above *Basic*, where the increase was 6 percentage points (62 percent vs. 68 percent).

The improvement in Florida's Grade 8 NAEP Mathematics results for the percent at or above *Proficient* has also shown a steady upward trend, increasing 4 percentage points (23 percent vs. 27 percent).