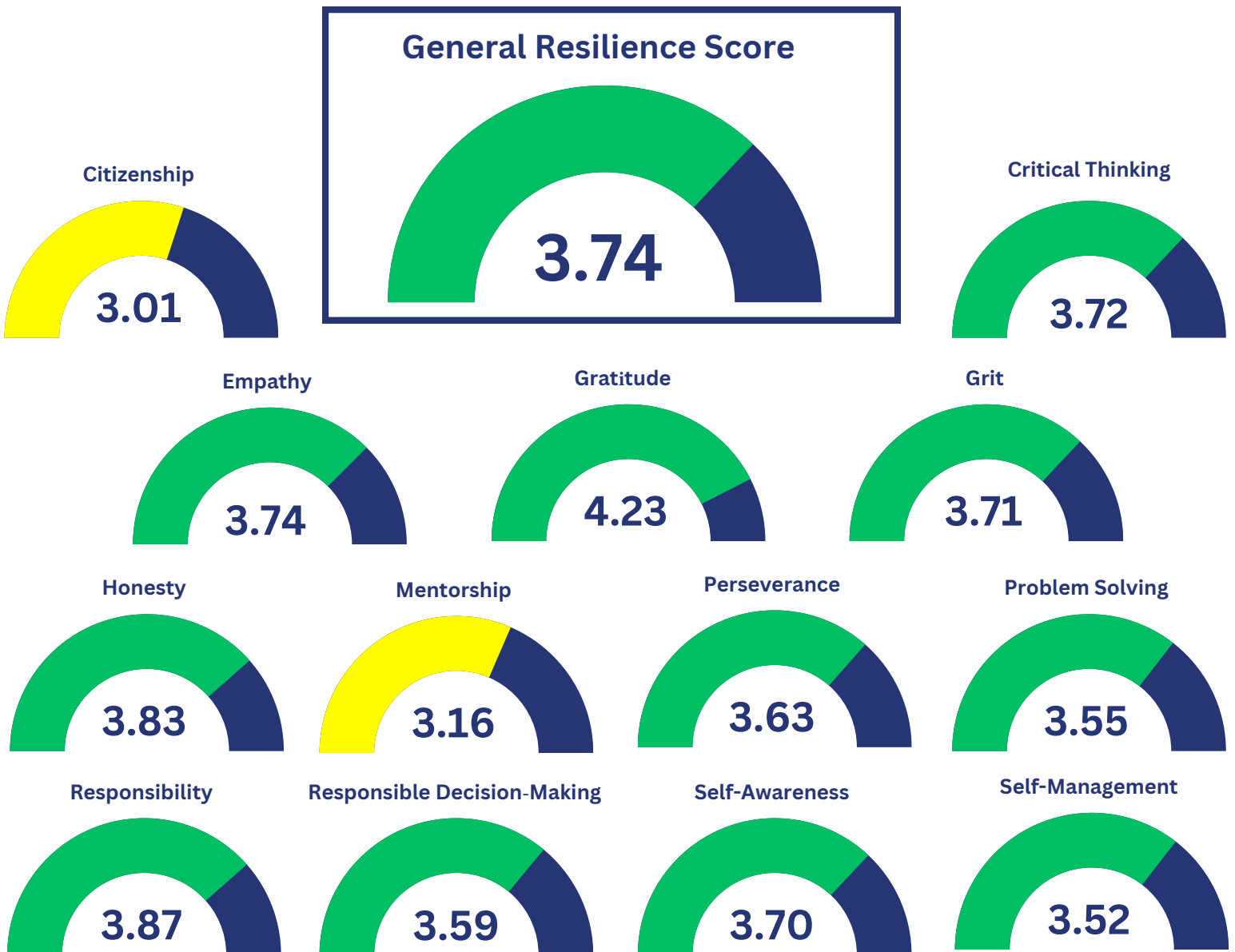




**Executive Summary:** The Florida-Specific Youth Survey (FSYS) is aligned to required instruction for Health Education, pursuant to section 1003.42(2)(n), Florida Statutes, (2022), including Resiliency Education, Civic and Character Education and Life Skills Education, which will inform enhanced alignment of services, support and instruction to better meet the needs of our students. The FSYS has two sections: (a) Resilience and (b) Health Behavior. The Resilience Section of the FSYS outlines the data collected from a sample of Florida high school students during spring of the 2022-2023 school year (n = 3,609). Specifically, it reports the General Resilience Scores and Resiliency Characteristic Scores across different subgroups. The General Resilience Score is the average rating based on a five-point Likert Scale (1 = Never to 5 = Almost Always) of all the items across all characteristics. The Resiliency Characteristic Score is the average rating based on the five-point Likert Scale (1 = Never to 5 = Almost Always) of all items within each characteristic. There are three ranges of resilience: High (Score = 3.50-5.00; Green), Medium (Score = 2.50-3.49; Yellow), and Low (Score = 1.00-2.49; Red)

## General and Characteristic Scores:



The General Resilience Score encompasses the items from all characteristics except mentorship and citizenship. These two characteristics are not individual characteristics, they are dependent on interaction with another individual and/or the community.

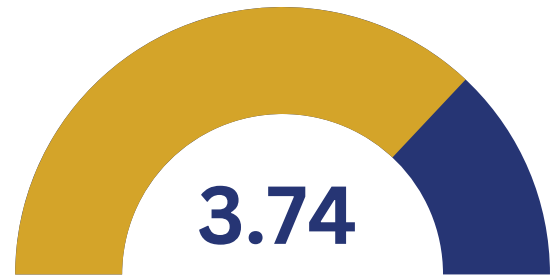


**Executive Summary:** The General Resilience Score is the average rating based on a five-point Likert Scale (1 = Never to 5 = Almost Always) of all the items across all characteristics. There are three ranges of resilience: High (Score = 3.50-5.00), Medium (Score = 2.50-3.49), and Low (Score = 1.00-2.49). *It is important to note that the General Resilience Score encompasses the items from all characteristics except mentorship and citizenship.*

## General Resilience Score: Subgroup Comparisons

Subgroup	General Resilience Score
Hispanic	3.72 (High)
White	3.78 (High)
African American/Black	3.73 (High)
Asian	3.78 (High)
American Indian or Alaskan Native	3.39 (Medium)
Native Hawaiian or Other Pacific Islander	3.70 (High)
Multiracial	3.69 (High)

### Entire Population



HIGH

#### Male



#### Female



3.68

3.76

3.77

3.78



9th

10th

11th

12th

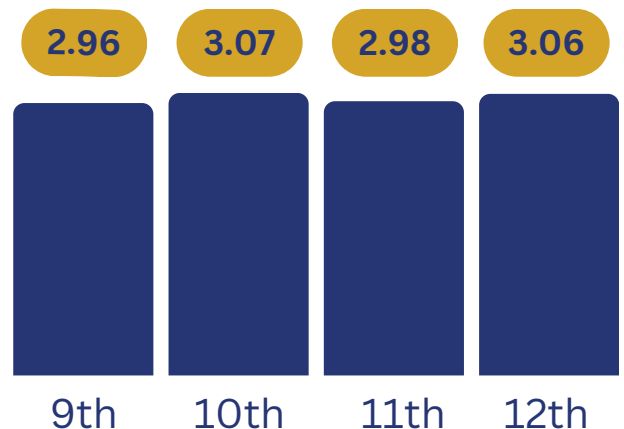
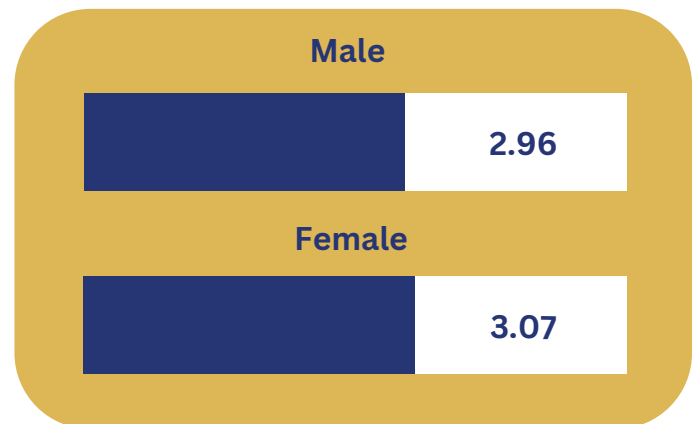
**Executive Summary:** The Resiliency Characteristic Score is the average rating based on a five-point Likert Scale (1 = Never to 5 = Almost Always) of all items within their own characteristic. There are three ranges of resilience: High (Score = 3.50-5.00), Medium (Score = 2.50-3.49), and Low (Score = 1.00-2.49).

## Resiliency Characteristic Score: Citizenship

Subgroup	Characteristic Score
Hispanic	2.92 (Medium)
White	3.18 (Medium)
African American/Black	2.95 (Medium)
Asian	3.12 (Medium)
American Indian or Alaskan Native	2.89 (Medium)
Native Hawaiian or Other Pacific Islander	*
Multiracial	2.99 (Medium)

\* Native Hawaiian or Other Pacific Islander sample was less than 10 respondents for all Characteristics except Grit.

### Entire Population

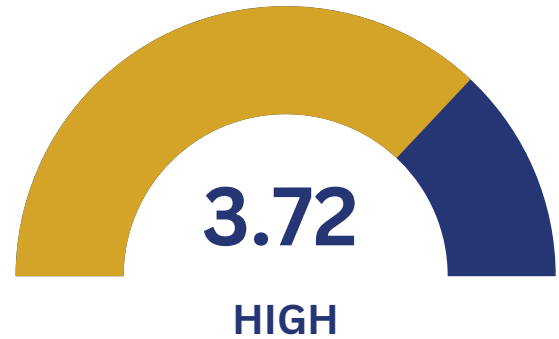


**Executive Summary:** The Resiliency Characteristic Score is the average rating based on a five-point Likert Scale (1 = Never to 5 = Almost Always) of all items within their own characteristic. There are three ranges of resilience: High (Score = 3.50-5.00), Medium (Score = 2.50-3.49), and Low (Score = 1.00-2.49).

## Resiliency Characteristic Score: Critical Thinking

Subgroup	Characteristic Score
Hispanic	3.67 (High)
White	3.78 (High)
African American/Black	3.72 (High)
Asian	3.92 (High)
American Indian or Alaskan Native	3.26 (Medium)
Native Hawaiian or Other Pacific Islander	*
Multiracial	3.81 (High)

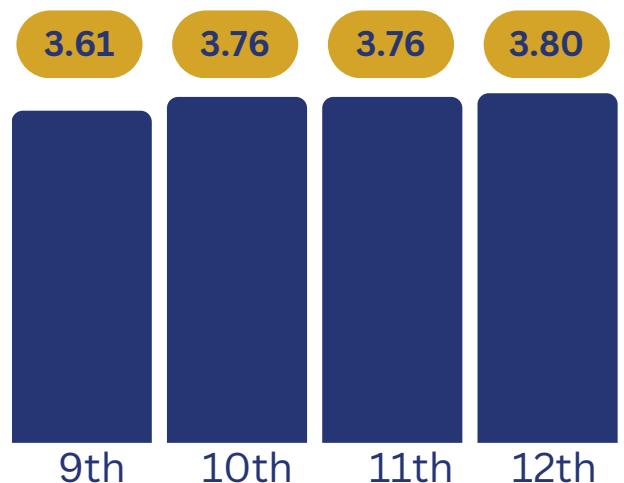
### Entire Population



### Male



### Female



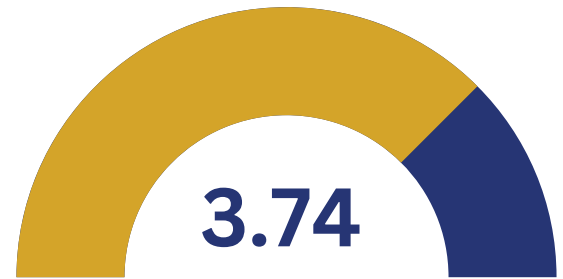
\* Native Hawaiian or Other Pacific Islander sample was less than 10 respondents for all Characteristics except Grit.

**Executive Summary:** The Resiliency Characteristic Score is the average rating based on a five-point Likert Scale (1 = Never to 5 = Almost Always) of all items within their own characteristic. There are three ranges of resilience: High (Score = 3.50-5.00), Medium (Score = 2.50-3.49), and Low (Score = 1.00-2.49).

## Resiliency Characteristic Score: Empathy

Subgroup	Characteristic Score
Hispanic	3.73 (High)
White	3.84 (High)
African American/Black	3.63 (High)
Asian	3.75 (High)
American Indian or Alaskan Native	3.52 (High)
Native Hawaiian or Other Pacific Islander	*
Multiracial	3.73 (High)

### Entire Population

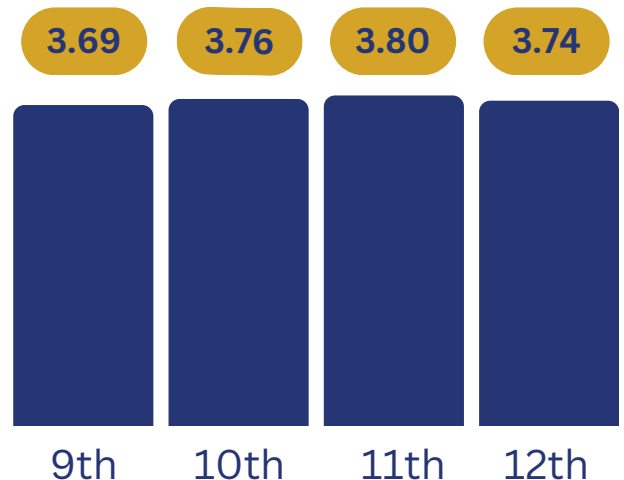


**HIGH**

#### Male



#### Female



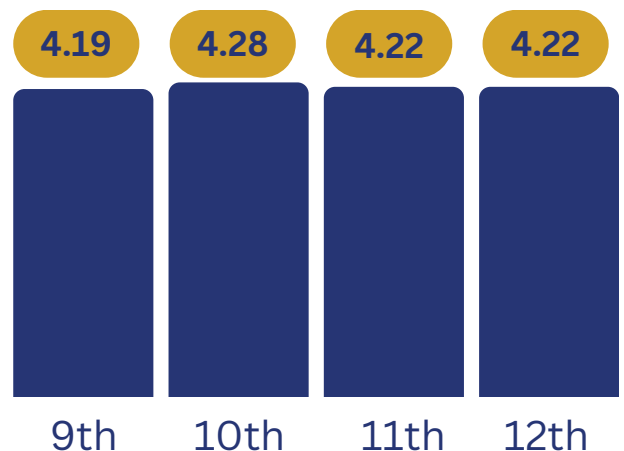

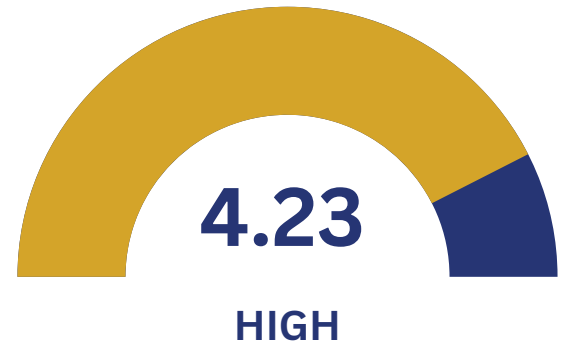
\* Native Hawaiian or Other Pacific Islander sample was less than 10 respondents for all Characteristics except Grit.

**Executive Summary:** The Resiliency Characteristic Score is the average rating based on a five-point Likert Scale (1 = Never to 5 = Almost Always) of all items within their own characteristic. There are three ranges of resilience: High (Score = 3.50-5.00), Medium (Score = 2.50-3.49), and Low (Score = 1.00-2.49).

## Resiliency Characteristic Score: Gratitude

Subgroup	Characteristic Score
Hispanic	4.27 (High)
White	4.25 (High)
African American/Black	4.14 (High)
Asian	4.20 (High)
American Indian or Alaskan Native	3.83 (High)
Native Hawaiian or Other Pacific Islander	*
Multiracial	4.06 (High)

### Entire Population



\* Native Hawaiian or Other Pacific Islander sample was less than 10 respondents for all domains except Grit.

**Executive Summary:** The Resiliency Characteristic Score is the average rating based on a five-point Likert Scale (1 = Never to 5 = Almost Always) of all items within their own characteristic. There are three ranges of resilience: High (Score = 3.50-5.00), Medium (Score = 2.50-3.49), and Low (Score = 1.00-2.49).

## Resiliency Characteristic Score: Grit

Subgroup	Characteristic Score
Hispanic	3.68 (High)
White	3.69 (High)
African American/Black	3.83 (High)
Asian	3.67 (High)
American Indian or Alaskan Native	3.41 (Medium)
Native Hawaiian or Other Pacific Islander	3.60 (High)
Multiracial	3.65 (High)

### Entire Population

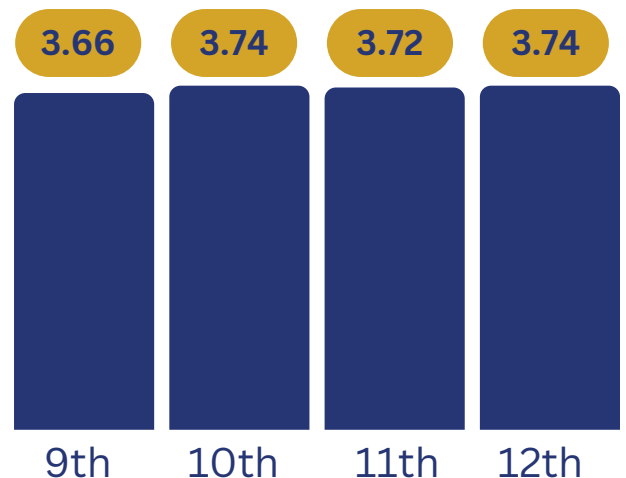


HIGH

#### Male



#### Female

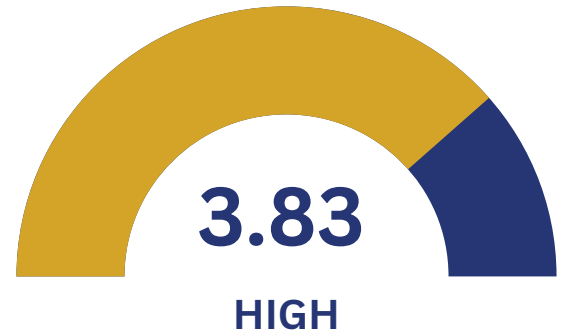


**Executive Summary:** The Resiliency Characteristic Score is the average rating based on a five-point Likert Scale (1 = Never to 5 = Almost Always) of all items within their own characteristic. There are three ranges of resilience: High (Score = 3.50-5.00), Medium (Score = 2.50-3.49), and Low (Score = 1.00-2.49).

## Resiliency Characteristic Score: Honesty

Subgroup	Characteristic Score
Hispanic	3.80 (High)
White	3.88 (High)
African American/Black	3.83 (High)
Asian	3.96 (High)
American Indian or Alaskan Native	3.57 (High)
Native Hawaiian or Other Pacific Islander	*
Multiracial	3.76 (High)

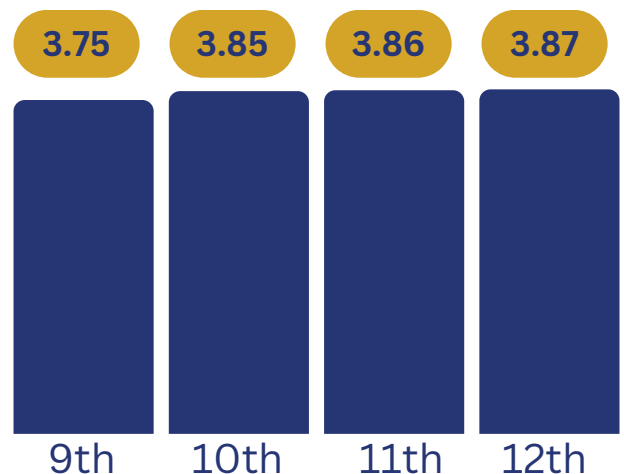
### Entire Population



### Male



### Female



\* Native Hawaiian or Other Pacific Islander sample was less than 10 respondents for all domains except Grit.



**Executive Summary:** The Resiliency Characteristic Score is the average rating based on a five-point Likert Scale (1 = Never to 5 = Almost Always) of all items within their own characteristic. There are three ranges of resilience: High (Score = 3.50-5.00), Medium (Score = 2.50-3.49), and Low (Score = 1.00-2.49).

## Resiliency Characteristic Score: Mentorship

Subgroup	Characteristic Score
Hispanic	3.13 (Medium)
White	3.18 (Medium)
African American/Black	3.19 (Medium)
Asian	3.33 (Medium)
American Indian or Alaskan Native	3.22 (Medium)
Native Hawaiian or Other Pacific Islander	*
Multiracial	3.08 (Medium)

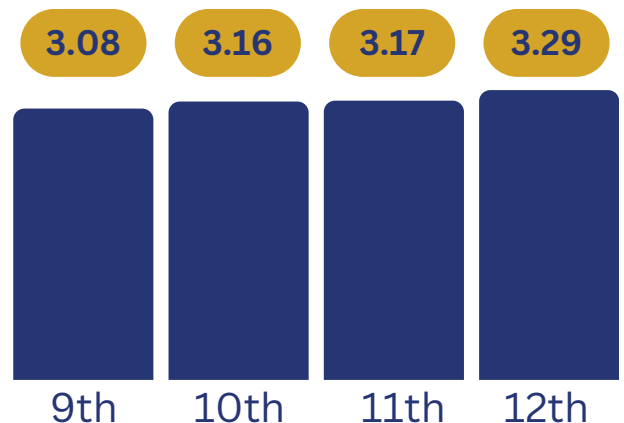
### Entire Population



### Male



### Female



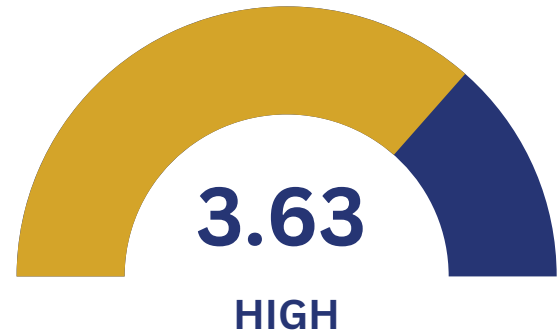
\* Native Hawaiian or Other Pacific Islander sample was less than 10 respondents for all domains except Grit.

**Executive Summary:** The Resiliency Characteristic Score is the average rating based on a five-point Likert Scale (1 = Never to 5 = Almost Always) of all items within their own characteristic. There are three ranges of resilience: High (Score = 3.50-5.00), Medium (Score = 2.50-3.49), and Low (Score = 1.00-2.49).

## Resiliency Characteristic Score: Perseverance

Subgroup	Characteristic Score
Hispanic	3.59 (High)
White	3.68 (High)
African American/Black	3.65 (High)
Asian	3.74 (High)
American Indian or Alaskan Native	3.21 (Medium)
Native Hawaiian or Other Pacific Islander	*
Multiracial	3.62 (High)

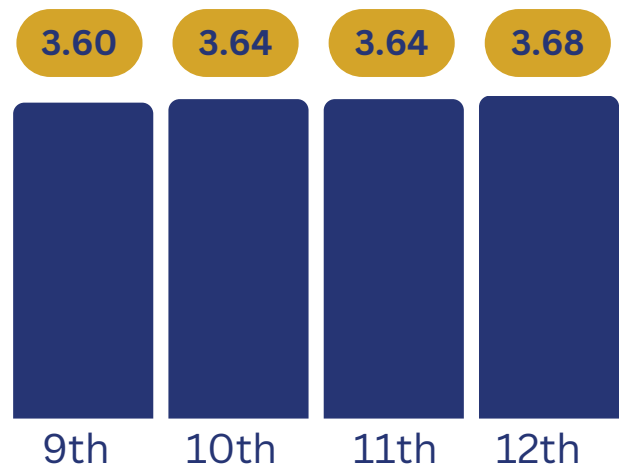
### Entire Population



### Male



### Female



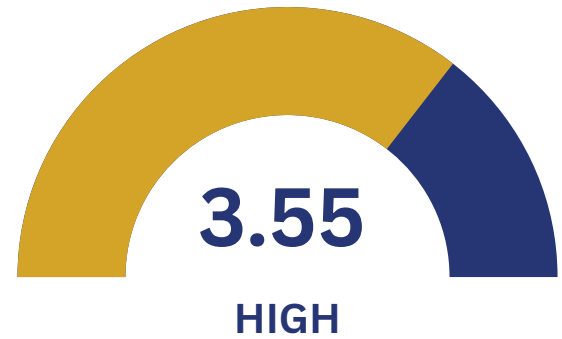
\* Native Hawaiian or Other Pacific Islander sample was less than 10 respondents for all domains except Grit.

**Executive Summary:** The Resiliency Characteristic Score is the average rating based on a five-point Likert Scale (1 = Never to 5 = Almost Always) of all items within their own characteristic. There are three ranges of resilience: High (Score = 3.50-5.00), Medium (Score = 2.50-3.49), and Low (Score = 1.00-2.49).

## Resiliency Characteristic Score: Problem Solving

Subgroup	Characteristic Score
Hispanic	3.53 (High)
White	3.62 (High)
African American/Black	3.49 (Medium)
Asian	3.60 (High)
American Indian or Alaskan Native	3.23 (Medium)
Native Hawaiian or Other Pacific Islander	*
Multiracial	3.45 (Medium)

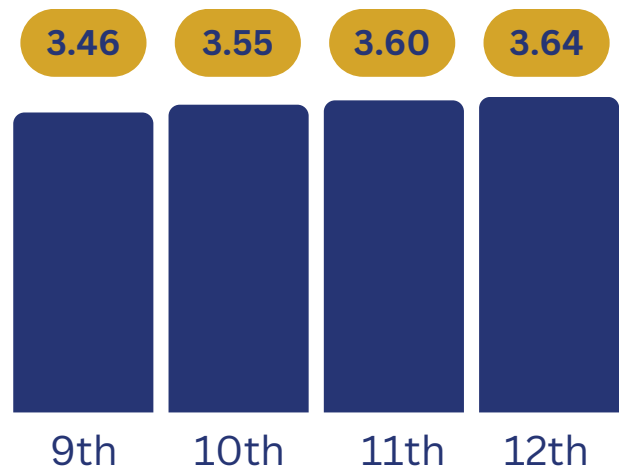
### Entire Population



### Male



### Female



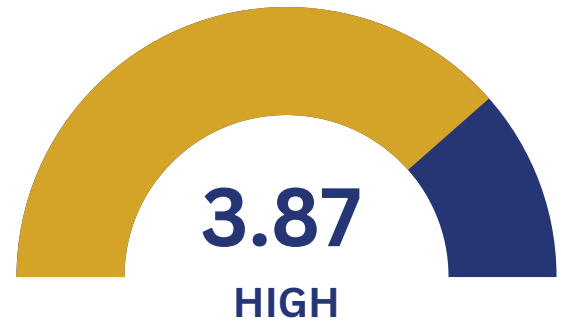
\* Native Hawaiian or Other Pacific Islander sample was less than 10 respondents for all domains except Grit.

**Executive Summary:** The Resiliency Characteristic Score is the average rating based on a five-point Likert Scale (1 = Never to 5 = Almost Always) of all items within their own characteristic. There are three ranges of resilience: High (Score = 3.50-5.00), Medium (Score = 2.50-3.49), and Low (Score = 1.00-2.49).

## Resiliency Characteristic Score: Responsibility

Subgroup	Characteristic Score
Hispanic	3.82 (High)
White	3.96 (High)
African American/Black	3.85 (High)
Asian	4.04 (High)
American Indian or Alaskan Native	3.49 (Medium)
Native Hawaiian or Other Pacific Islander	*
Multiracial	3.70 (High)

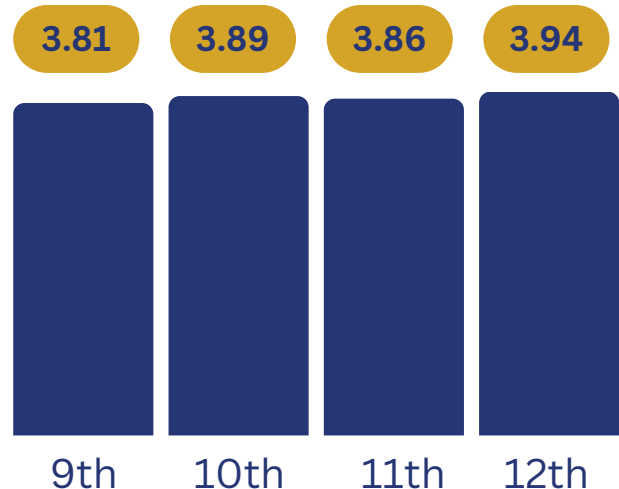
### Entire Population



### Male



### Female



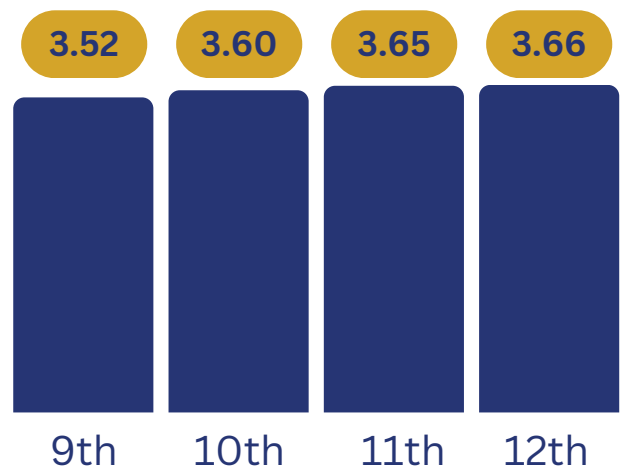
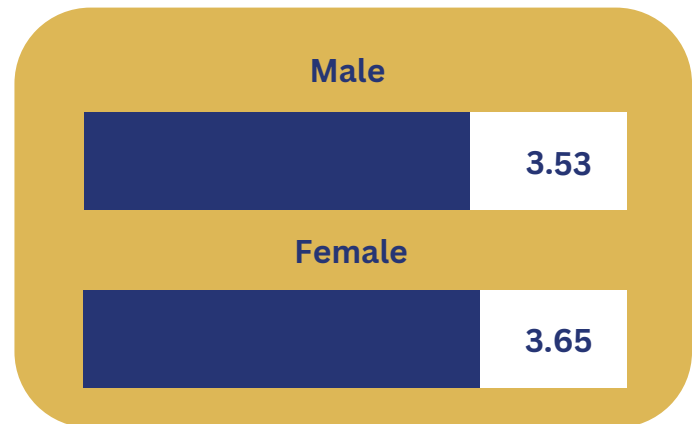
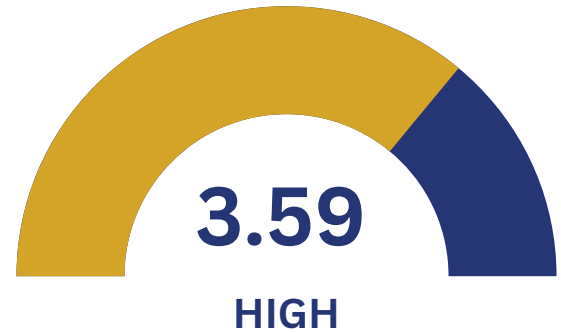
\* Native Hawaiian or Other Pacific Islander sample was less than 10 respondents for all domains except Grit.

**Executive Summary:** The Resiliency Characteristic Score is the average rating based on a five-point Likert Scale (1 = Never to 5 = Almost Always) of all items within their own characteristic. There are three ranges of resilience: High (Score = 3.50-5.00), Medium (Score = 2.50-3.49), and Low (Score = 1.00-2.49).

## Resiliency Characteristic Score: Responsible Decision-Making

Subgroup	Characteristic Score
Hispanic	3.59 (High)
White	3.58 (High)
African American/Black	3.61 (High)
Asian	3.81 (High)
American Indian or Alaskan Native	3.00 (Medium)
Native Hawaiian or Other Pacific Islander	*
Multiracial	3.53 (High)

### Entire Population



\* Native Hawaiian or Other Pacific Islander sample was less than 10 respondents for all domains except Grit.

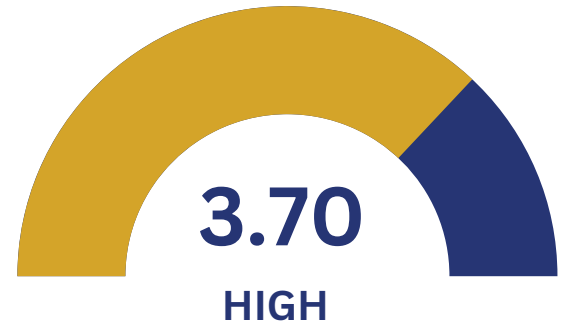
**Executive Summary:** The Resiliency Characteristic Score is the average rating based on a five-point Likert Scale (1 = Never to 5 = Almost Always) of all items within their own characteristic. There are three ranges of resilience: High (Score = 3.50-5.00), Medium (Score = 2.50-3.49), and Low (Score = 1.00-2.49).

## Resiliency Characteristic Score: Self-Awareness

Subgroup	Characteristic Score
Hispanic	3.66 (High)
White	3.76 (High)
African American/Black	3.69 (High)
Asian	3.81 (High)
American Indian or Alaskan Native	3.38 (Medium)
Native Hawaiian or Other Pacific Islander	*
Multiracial	3.58 (High)

\* Native Hawaiian or Other Pacific Islander sample was less than 10 respondents for all domains except Grit.

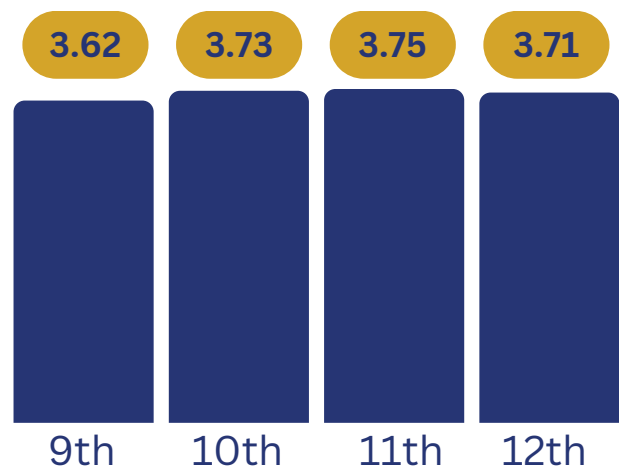
### Entire Population



### Male



### Female



**Executive Summary:** The Resiliency Characteristic Score is the average rating based on a five-point Likert Scale (1 = Never to 5 = Almost Always) of all items within their own characteristic. There are three ranges of resilience: High (Score = 3.50-5.00), Medium (Score = 2.50-3.49), and Low (Score = 1.00-2.49).

## Resiliency Characteristic Score: Self-Management

Subgroup	Characteristic Score
Hispanic	3.49 (Medium)
White	3.54 (High)
African American/Black	3.58 (High)
Asian	3.51 (High)
American Indian or Alaskan Native	2.94 (Medium)
Native Hawaiian or Other Pacific Islander	*
Multiracial	3.41 (Medium)

\* Native Hawaiian or Other Pacific Islander sample was less than 10 respondents for all domains except Grit.

### Entire Population

