

Dropout Prevention and Academic Intervention Programs

Annual Report 2017-2018




TABLE OF CONTENTS

OVERVIEW	3
PURPOSE	3
DROPOUT PREVENTION PROGRAMS	3
DROPOUT PREVENTION PROGRAM ENROLLMENT	4
MEASURING STUDENT OUTCOMES	6
DISCIPLINARY PROGRAMS	8
EDUCATIONAL ALTERNATIVE PROGRAMS	9
TEENAGE PARENT PROGRAMS	10

Overview

The Office of Dropout Prevention provides technical assistance, strategies and resources to assist students, schools, parents and community organizations throughout the state of Florida. This support keeps students engaged and ensures they are college or career ready. Dropout Prevention programs include:

- Educational Alternative Programs
- Teenage Parent Programs
- Disciplinary Programs
- Performance-Based Exit Option
- Driving Privileges Program

The office also hosts the Educational Strategies & Student Engagement Institute (ESSEI) for approximately 350 attendees each year. ESSEI is a collaboration of school districts, agencies and organizations who have a desire to provide and share resources and capacity-building strategies to better educate and serve Florida's at-risk student population. Educators and other stakeholders gather to learn, share, network and identify tools to help counter and prevent academic struggles, school disengagement and dropout. These professionals represent exceptional student education, juvenile justice, dropout prevention, federal programs for at-risk student populations, attendance and truancy, social work, volunteer programs, higher education, faith and community-based organizations, and family engagement.

Purpose

Section 1003.53, Florida Statutes (F.S.), requires an annual report documenting the extent to which each district's dropout prevention and academic intervention programs have been successful in the areas of graduation rate, dropout rate, attendance rate and retention/promotion rate. This report provides demographic data for all students served in Disciplinary, Educational Alternative and Teenage Parent dropout prevention (DOP) programs. The report also describes the types of data used to measure student outcomes in the specific programs.

Dropout Prevention Programs

Section 1003.53(1)(a), F.S., provides that the educational programs for dropout prevention and academic intervention shall include curricula, character development and law education, and related services that support program goals and lead to improved performance in the areas of academic achievement, attendance and discipline. Eligible students for dropout prevention programs are those in grades 1-12 that are identified as academically unsuccessful, students with a pattern of excessive absenteeism or habitual truancy, students with a history of

disruptive behavior or students identified by a school’s early warning system (pursuant to section 1001.42(18)(b), F.S.).

During the 2017-18 school year, school district DOP programs provided services to a total of 61,939 students. This figure represents the number of students who participated in one or more DOP programs. Additionally, 1,376 children of the students served in the teenage parent program (TAP) are provided ancillary services and daycare services for a total of 63,315 students. The unduplicated count of students receiving DOP services is 59,761.

Dropout Prevention Program Enrollment

The data presented in this section reflects all students served in one or more DOP programs at any time during the 2017-18 school year. Of the students served in DOP programs, 14,941 were served in disciplinary programs; 24,370 were served in educational alternative programs; 2,035 were served in teenage parent programs; and 20,593 students were served in other special programs. The special programs include alternative to expulsion programs, non-school institution for neglected or delinquent students, dropout retrieval programs and other programs that serve at-risk students.

A graphic depiction of the enrollment in the DOP programs (excluding children of teen parents) is shown in Exhibit 1.

Exhibit 1.

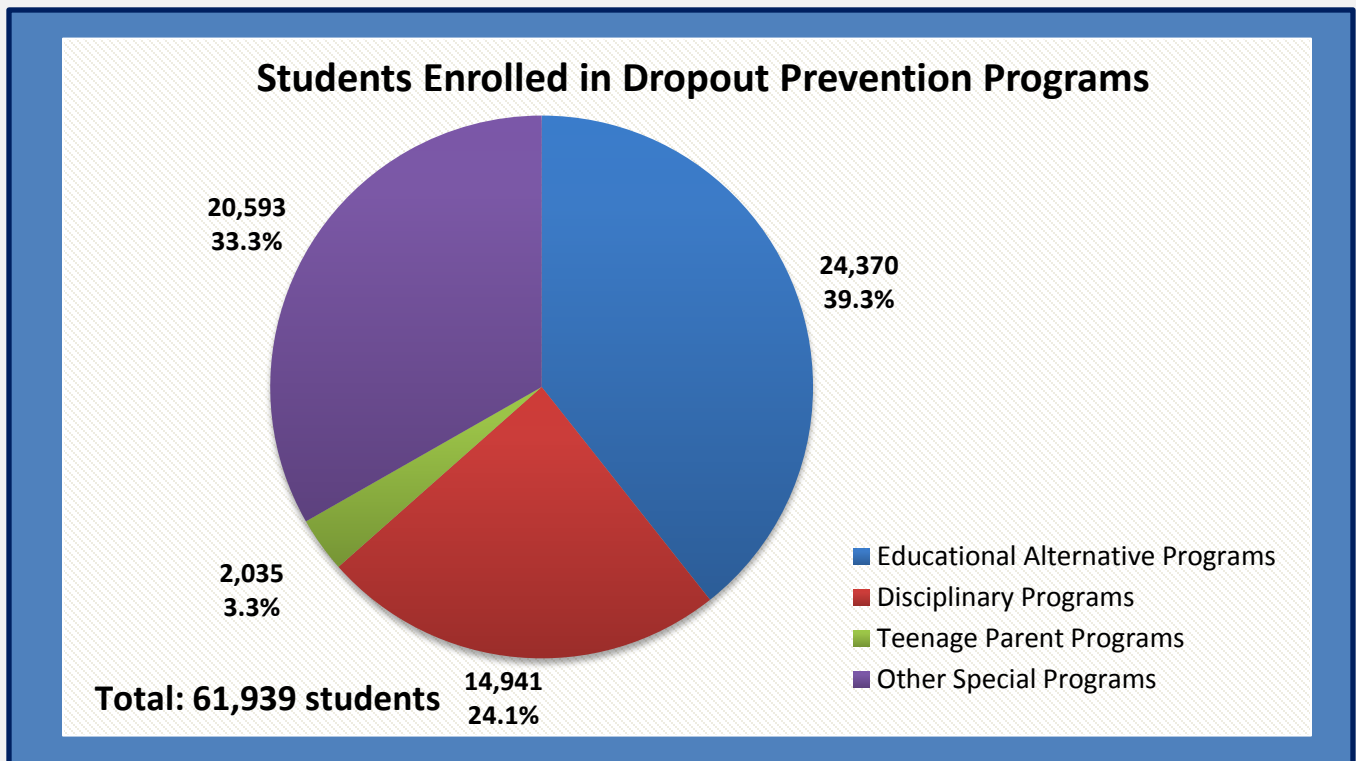


Exhibit 2.

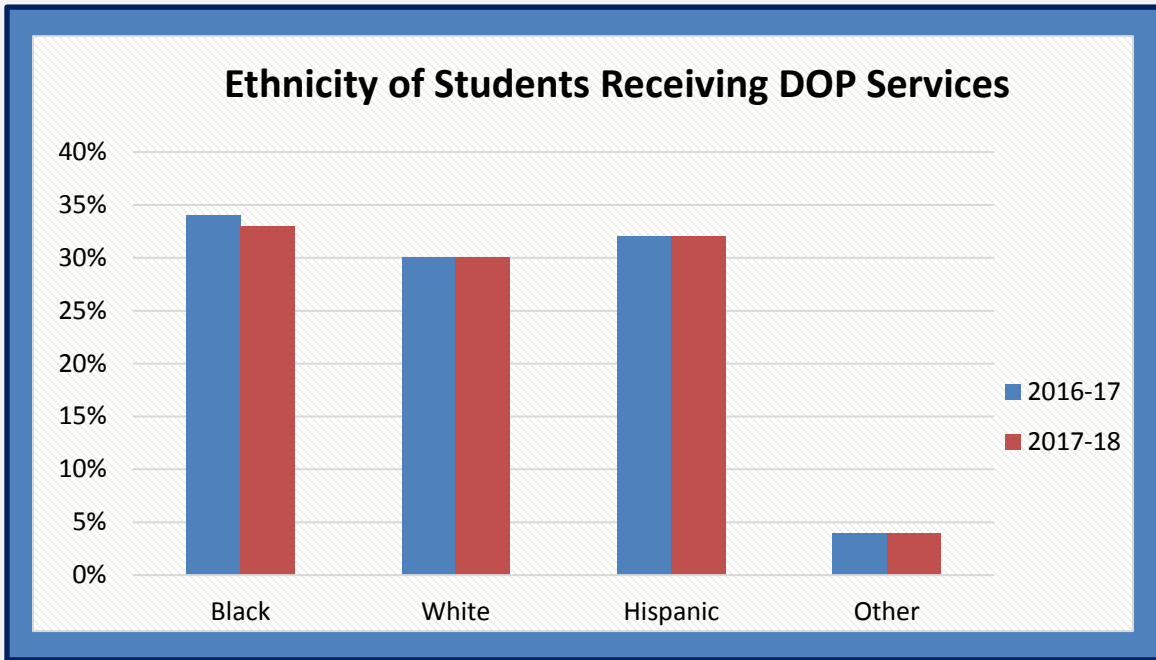
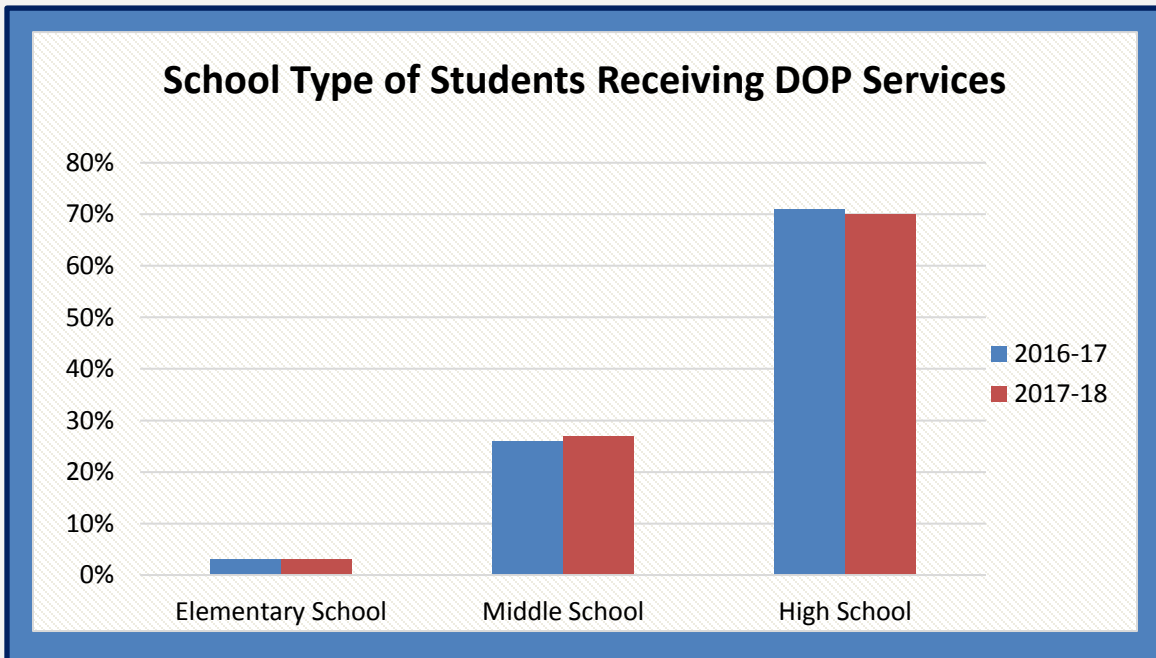


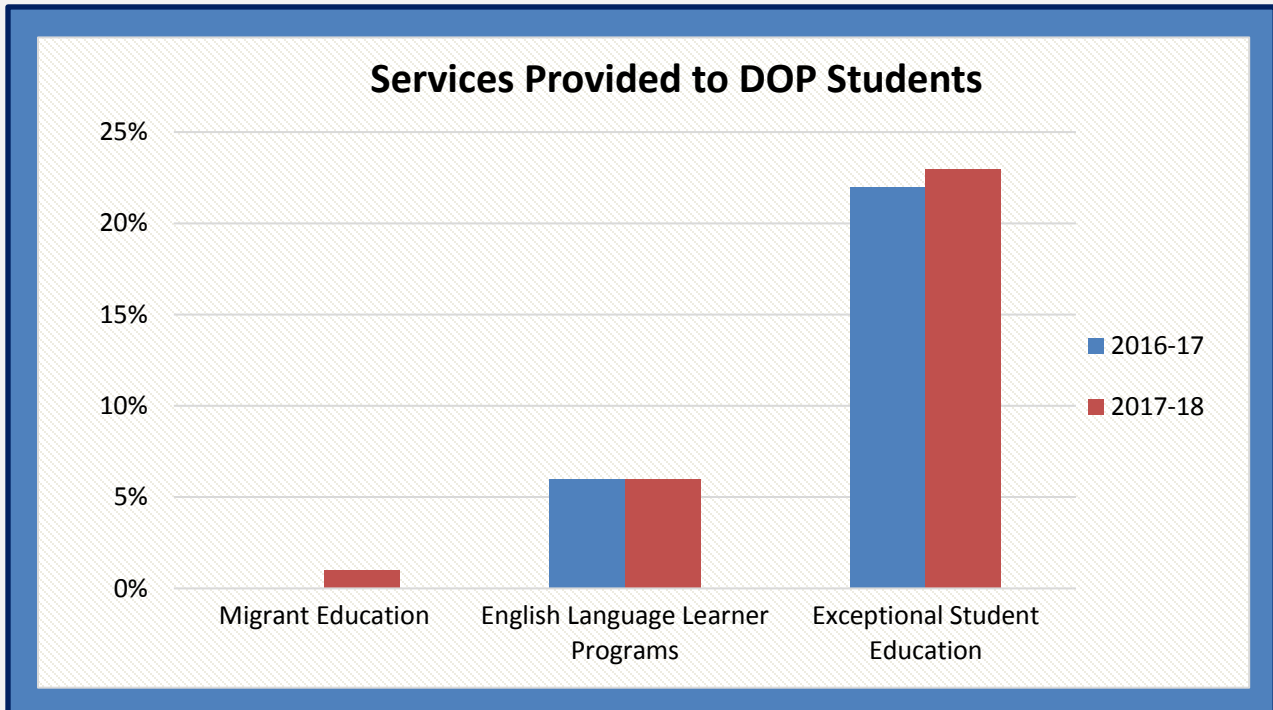
Exhibit 3 is a graphic depiction of two-year trend data for the type of school students receiving DOP services attended.

Exhibit 3.



Students enrolled in dropout prevention programs may also be served by other programs such as migrant, English Language Learner and exceptional student education programs. For the 2017-18 school year, one percent were served in migrant education, six percent in English Language Learner programs and 23 percent in exceptional student education programs. Exhibit 4 displays two-year trend data for the programs that provided services to DOP students.

Exhibit 4.



Measuring Student Outcomes

The subsequent information includes outcome data only for those students who participated in 50 percent or more of the prescribed length of a program at any time during the 2017-18 school year. Within each of the programs, student outcome data presented addresses the following:

Promotion – The number of students promoted to a higher grade or graduated divided by the number of students participating in the program;

Attendance – The number of students absent more than 21 days divided by the number of students participating in the program;

Discipline – The number of students suspended/expelled for more than 10 days divided by the number of students participating in the program;

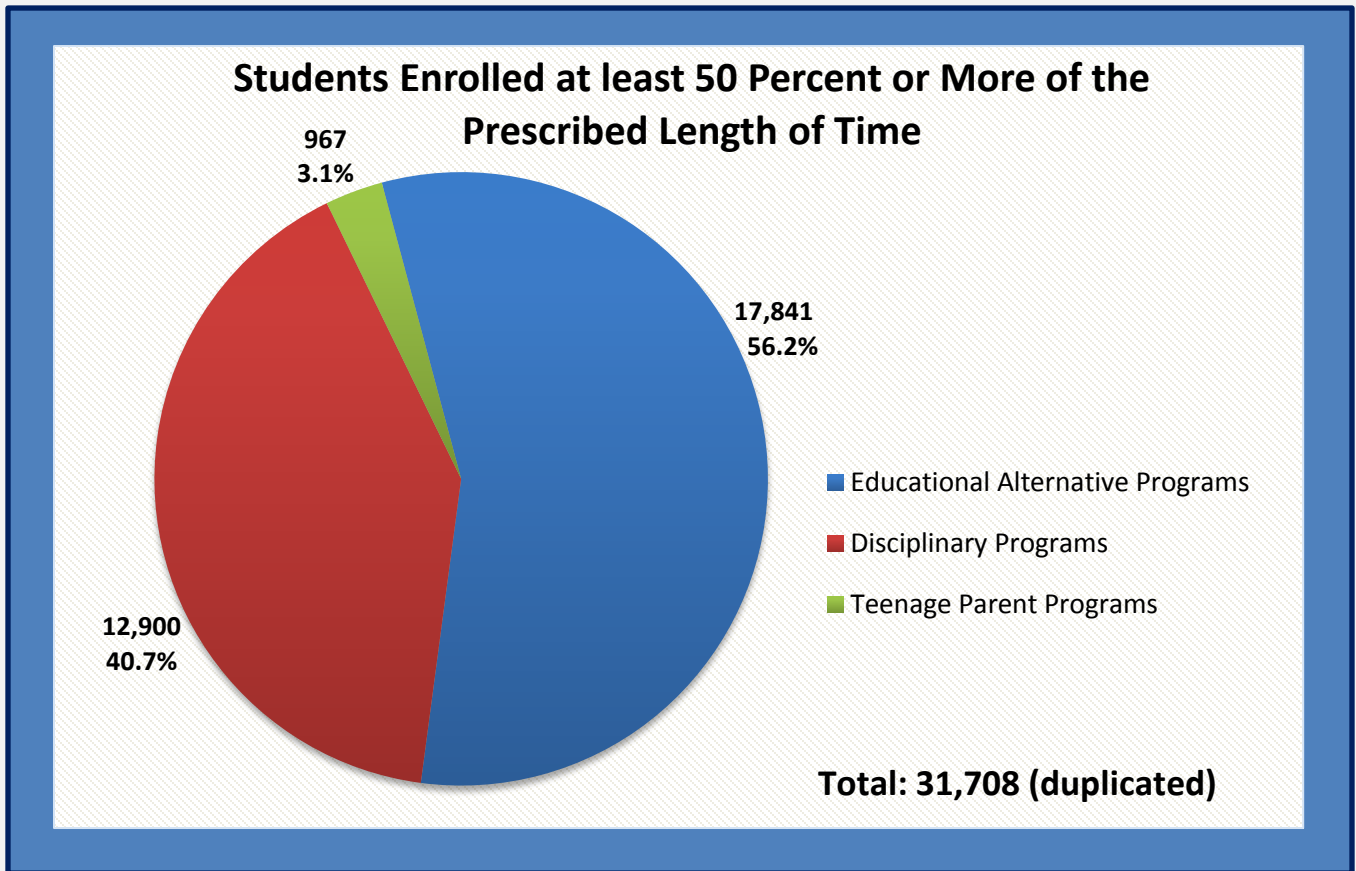
Graduation – The number of students graduating with a standard diploma divided by the number of students who exited school;

Performance in General Education Development (GED®) - based Diploma Programs – The percentage of students who passed the GED® test and either earned a performance-based diploma or a state of Florida diploma; and

Dropout – The number of students in grades 9-12 who dropped out divided by the total number of students in grades 9-12.

Exhibit 5 shows enrollment data for students who participated in disciplinary, educational alternative and teenage parent programs for 50 percent or more of the prescribed length of the specified program.

Exhibit 5.



Disciplinary Programs

Disciplinary programs are designed to provide interventions for students who are disruptive in the regular school environment. These programs provide positive alternatives to out-of-school suspension and expulsion.

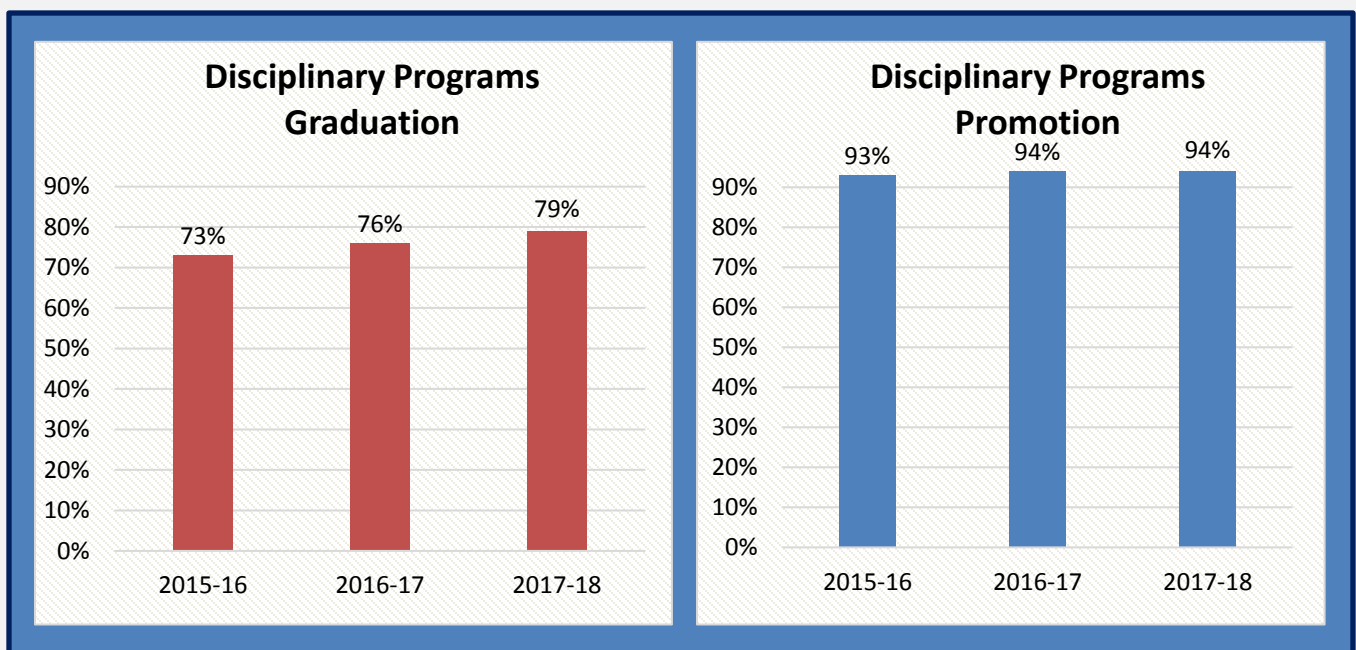
In 2017-18, 12,900 students participated in a disciplinary program for at least 50 percent of the prescribed length of the program. Outcome data for these students reveal the following:

- 79 percent of students in grades 9-12 graduated with a standard diploma;
- 94 percent were promoted to a higher grade;
- 64 percent of the 14 students who took the GED® test passed, and these students were also enrolled in the Performance-Based Exit Option;
 - Of this 64 percent, 100 percent of these students earned a state of Florida diploma;
 - 30 percent were absent for 21 days or more;
 - 12 percent were suspended/expelled for more than 10 days; and
 - three percent of students in grades 9-12 dropped out.

Exhibits 6 and 7 show three-year trend data for graduation and promotion, respectively, from disciplinary programs.

Exhibit 6. Three-Year Graduation Trend Data

Exhibit 7. Three-Year Promotion Trend Data



Educational Alternative Programs

Educational alternative programs are designed for students who are unmotivated or unsuccessful in the traditional school setting. Students are identified as potential dropouts based on being retained, high absenteeism and failing grades.

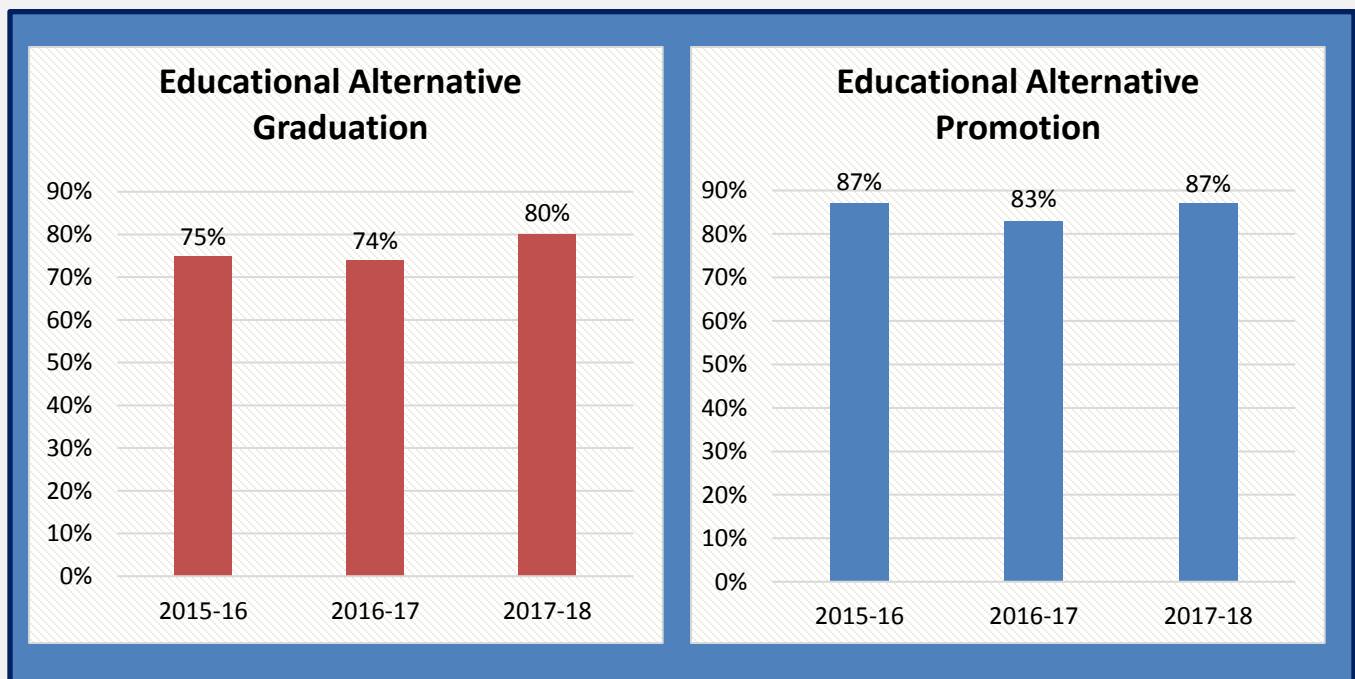
In 2017-18, 17,841 students participated in educational alternative programs for at least 50 percent of the prescribed length of the program. Outcome data for these students reveal the following:

- 80 percent of students in grades 9-12 graduated with a standard diploma;
- 87 percent were promoted to a higher grade;
- 30 percent were absent for 21 days or more;
- five percent were suspended/expelled for more than 10 days; and
- three percent of students in grades 9-12 dropped out.

Exhibits 8 and 9 show three-year trend data for graduation and promotion, respectively, from educational alternative programs.

Exhibit 8. Three-Year Graduation Trend Data

Exhibit 9. Three-Year Promotion Trend Data



Teenage Parent Programs

Teenage Parent (TAP) programs are designed for students who are pregnant or parenting. Students enrolled in TAP programs can continue their education in addition to attending classes in child growth and development, nutrition and parenting skills. Ancillary services include health services, social services, childcare and transportation. These services are provided and designed to meet the special needs of pregnant or parenting students and their children.

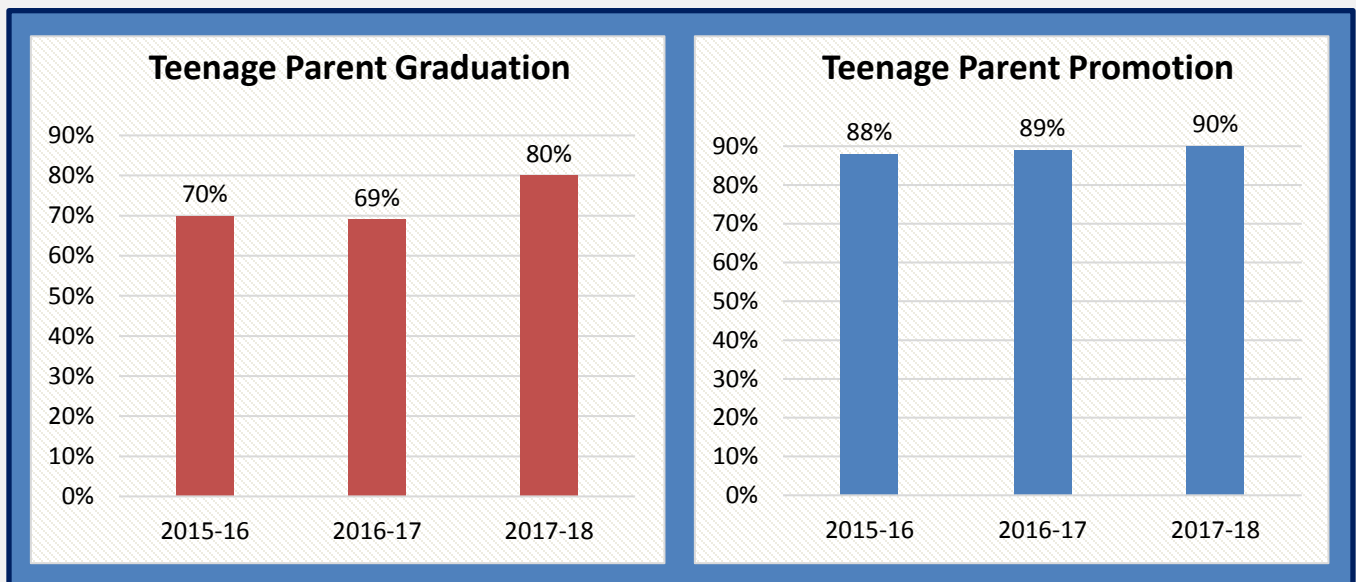
In 2017-18, 967 teen parents and 609 children of teen parents participated in a TAP program for at least 50 percent of the prescribed length of the program. Outcome data for these students reveal the following:

- 80 percent of students in grades 9-12 graduated with a standard diploma;
- 90 percent of the teen parents were promoted to a higher grade;
- 59 percent were absent for 21 days or more;
- two percent were suspended/expelled for more than 10 days; and
- four percent of students in grades 9-12 dropped out.

Exhibits 10 and 11 show three-year trend data for graduation and promotion, respectively, from teenage parent programs.

Exhibit 10. Three-Year Graduation Trend Data

Exhibit 11. Three-Year Promotion Trend Data





Florida Department of Education
Pam Stewart, Commissioner

