



School District Requests for Approval of Revised Turnaround Plans

State Board of Education Meeting

March 17, 2021



FLORIDA DEPARTMENT OF
EDUCATION
fldoe.org

www.FLDOE.org

There are four requests before you today

- Schools with External Operators (EO):
 - Pinellas: Lakewood Elementary School
 - Escambia: Warrington Middle School
 - Hillsborough: Foster Elementary School
 - Hillsborough: Oak Park Elementary School

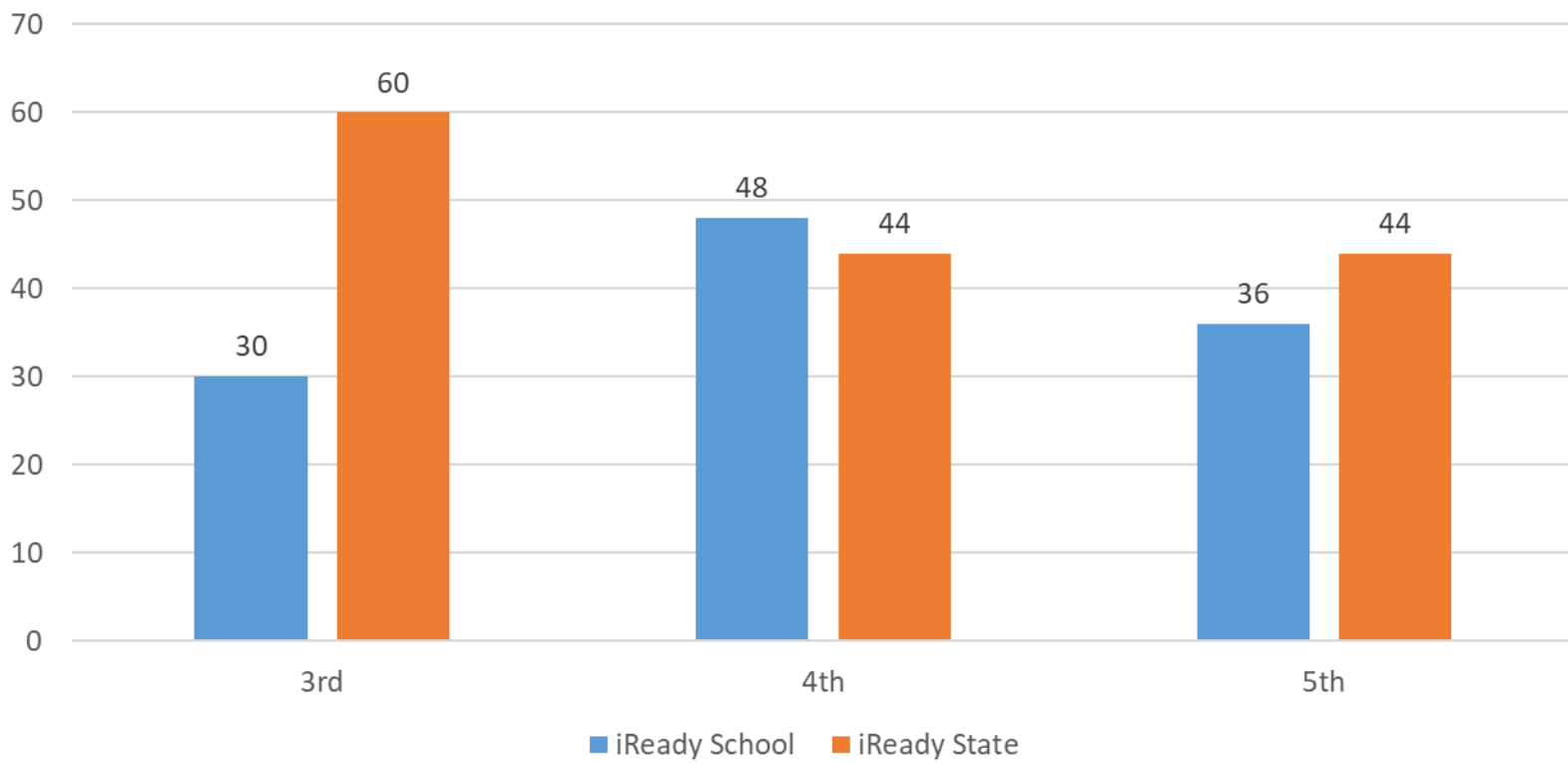
Pinellas: Lakewood Elementary School

- 7 years D/F
- Current EO: Learning Sciences International \$349,000
- 315 students
 - 88% of students Face-to-Face
 - 12% of students Innovative
- i-Ready Progress Monitoring Data:

Grade	ELA % proficiency (# of students)	Math % proficiency (# of students)
3	30% (16/53)	34% (18/53)
4	48% (20/42)	41% (17/42)
5	36% (19/53)	34% (18/53)

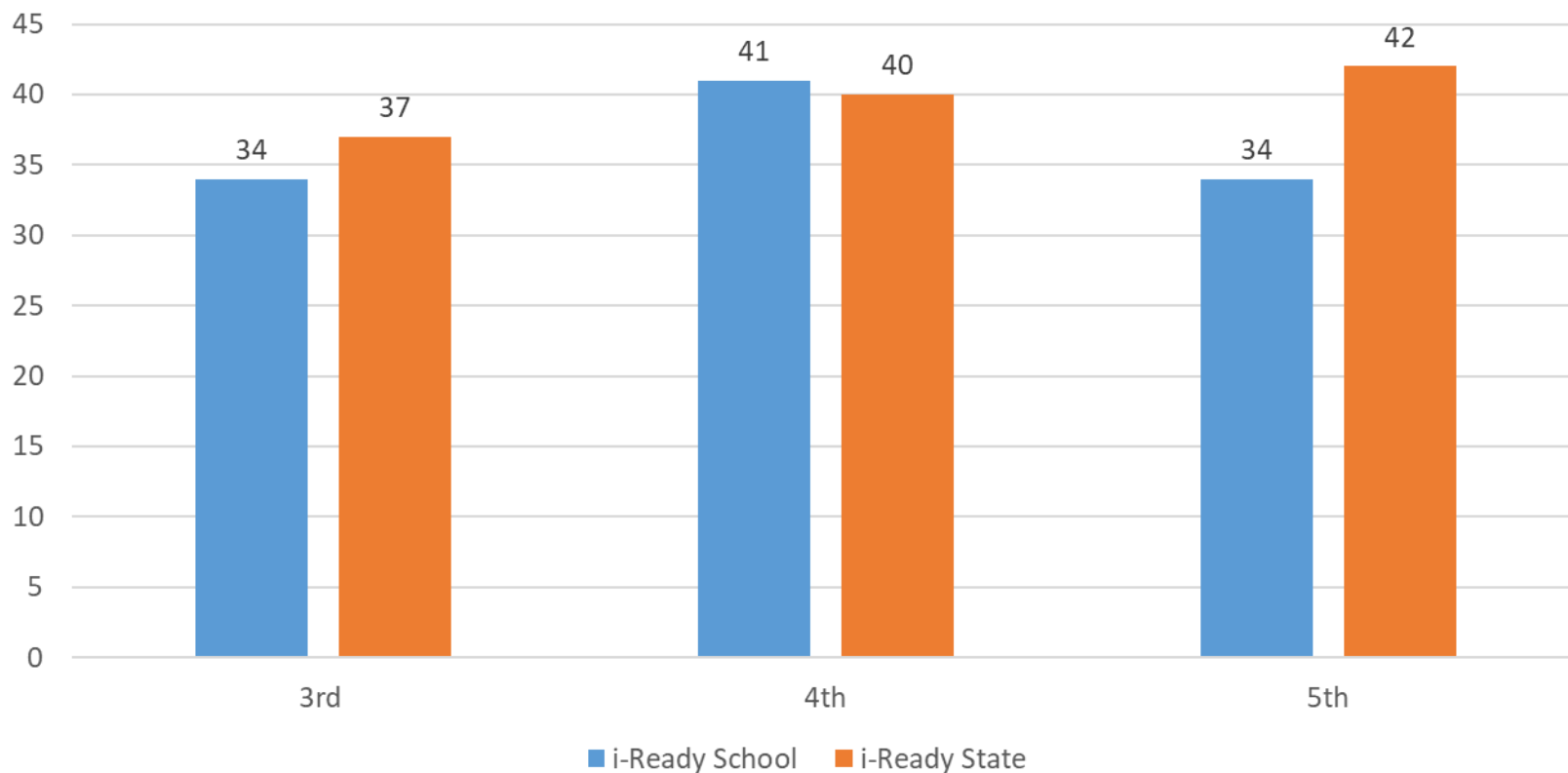
Pinellas: Lakewood Elementary School

English Language Arts: Predicted Proficiency



Pinellas: Lakewood Elementary School

Mathematics: Predicted Proficiency



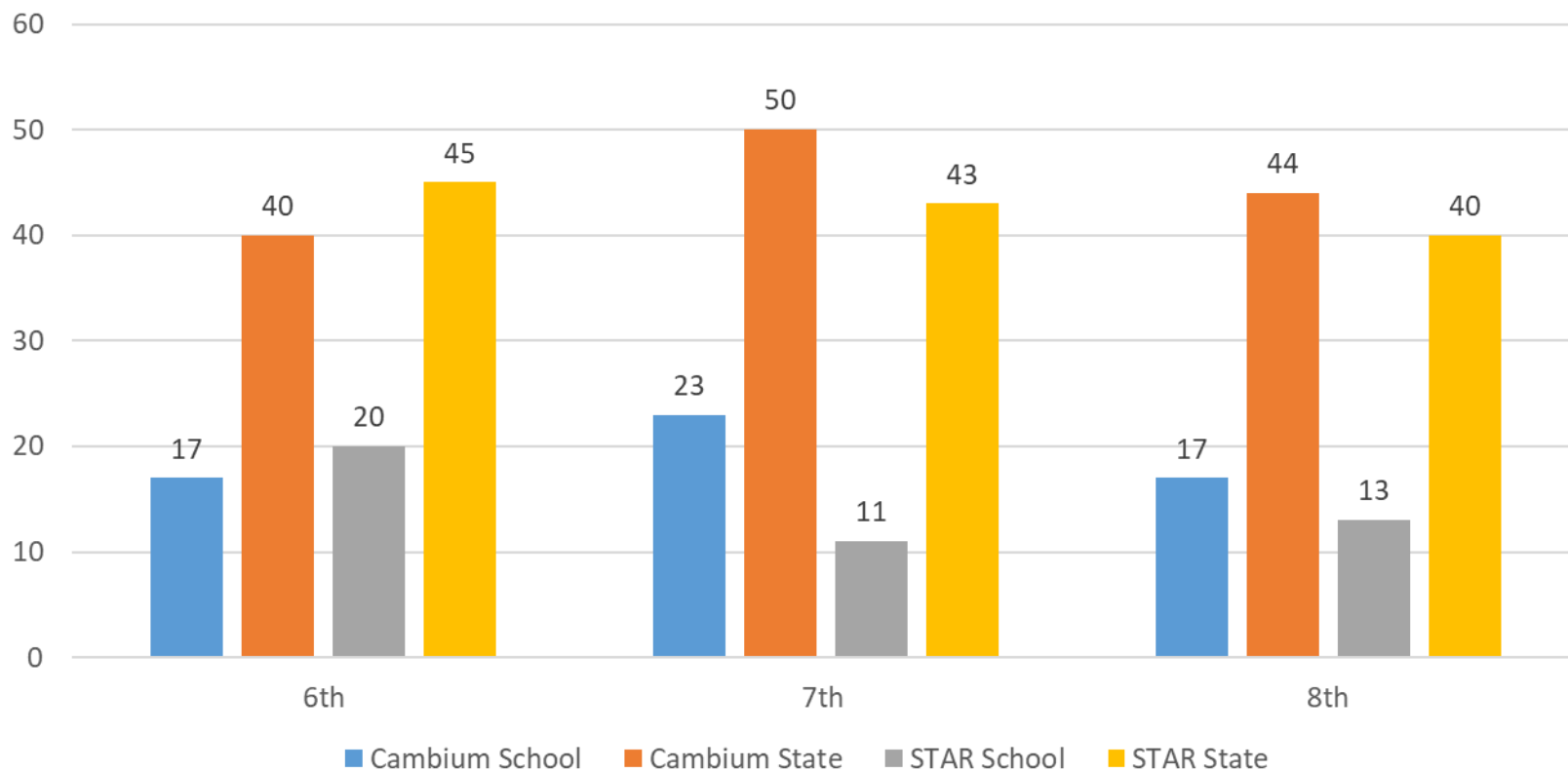
Escambia: Warrington Middle School

- 8 years of D/F
- Current EO: The Rensselaerville Institute \$75,000
- 797 students
 - 71% of students Face-to-Face
 - 29% of students Innovative
- STAR Progress Monitoring Data:

Grade	ELA % proficiency (# of students)	Math % proficiency (# of students)
6	20% (52)	21% (54)
7	11% (27)	21% (52)
8	13% (29)	17% (32)

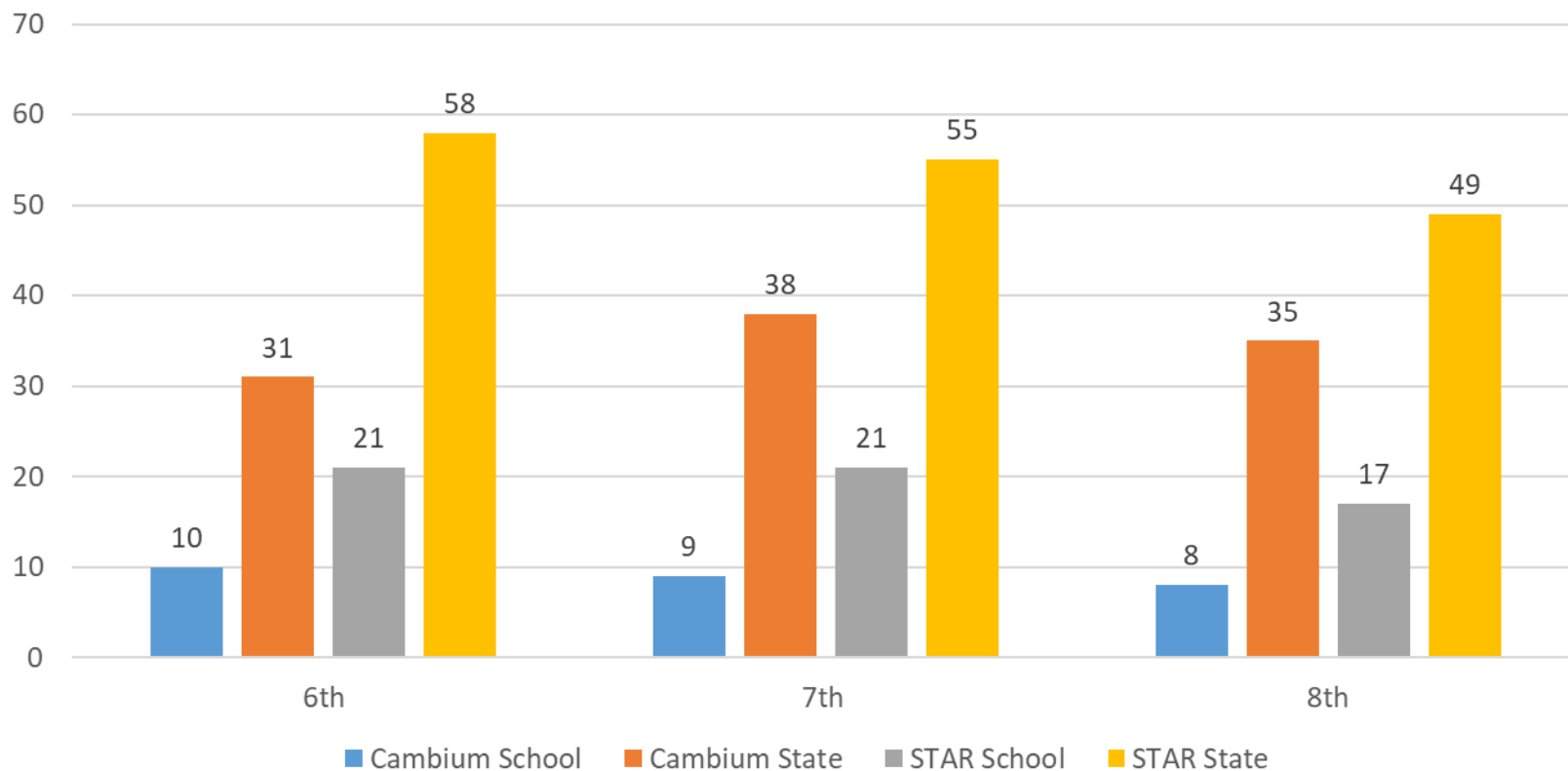
Escambia: Warrington Middle School

English Language Arts: Predicted Proficiency




Escambia: Warrington Middle School

Mathematics: Predicted Proficiency



Warrington Middle School

School Grade Filter:



Within 5 miles

- Bellview Middle– C

Within 10 miles

- Beulah Middle– C
- Beulah Academy of Science– C
- Brown Barge Middle– A
- Ernest Ward Middle– B
- Ferry Pass Middle– C
- Jim C. Bailey Middle– C
- Ransom Middle – B

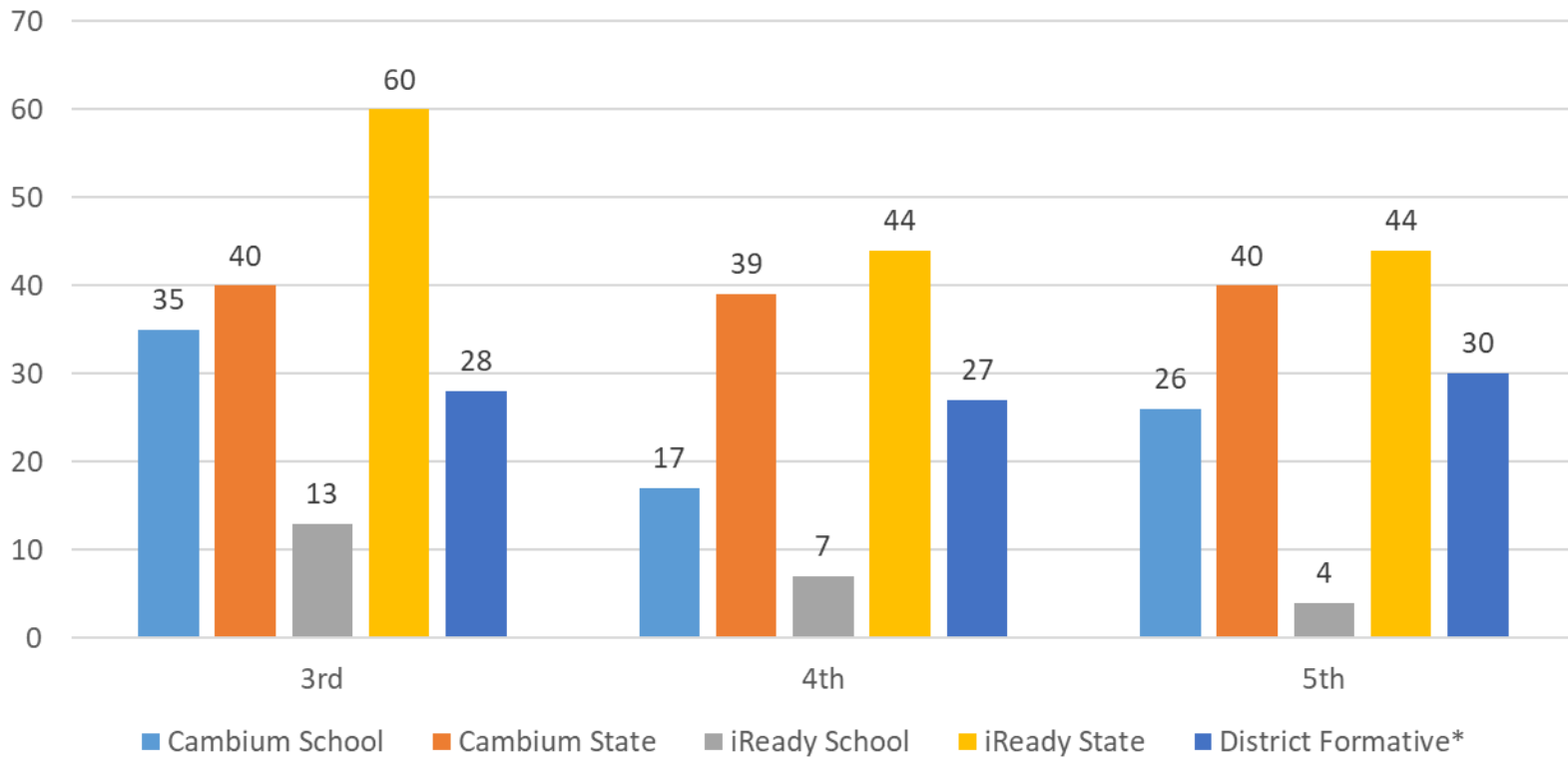
Hillsborough: Foster Elementary School

- 7 years D/F
- Current EO: MGT \$495,054
- 376 students
 - 85% of students Face-to-Face
 - 15% of students Innovative
- i-Ready Progress Monitoring Data:

Grade	ELA % proficiency (# of students)	Math % proficiency (# of students)
3	13% (5/44)	2% (1/44)
4	7% (5/66)	3% (2/66)
5	4% (2/45)	5% (3/45)

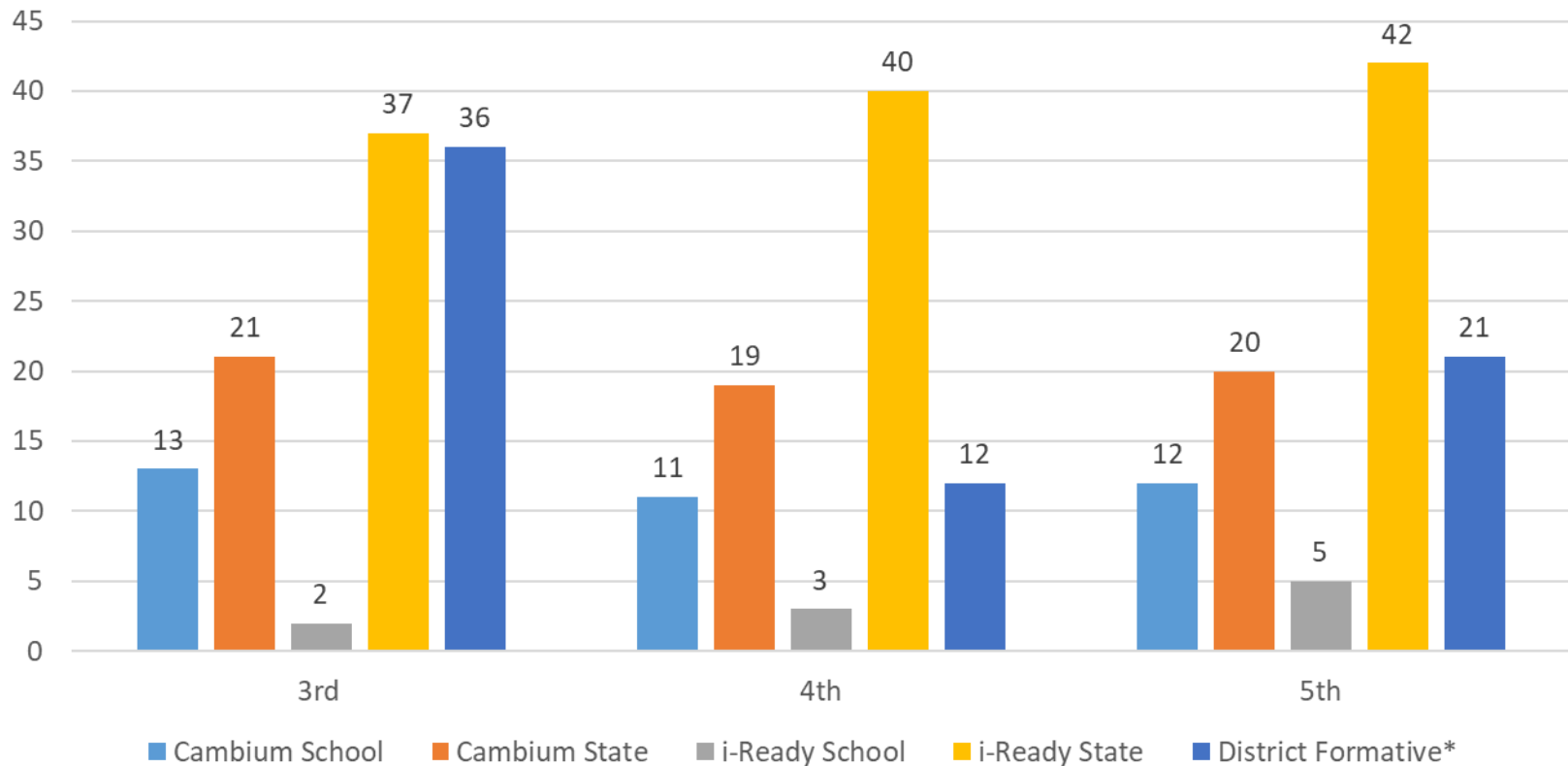
Hillsborough: Foster Elementary School

English Language Arts: Predicted Proficiency




Hillsborough: Foster Elementary School

Mathematics: Predicted Proficiency

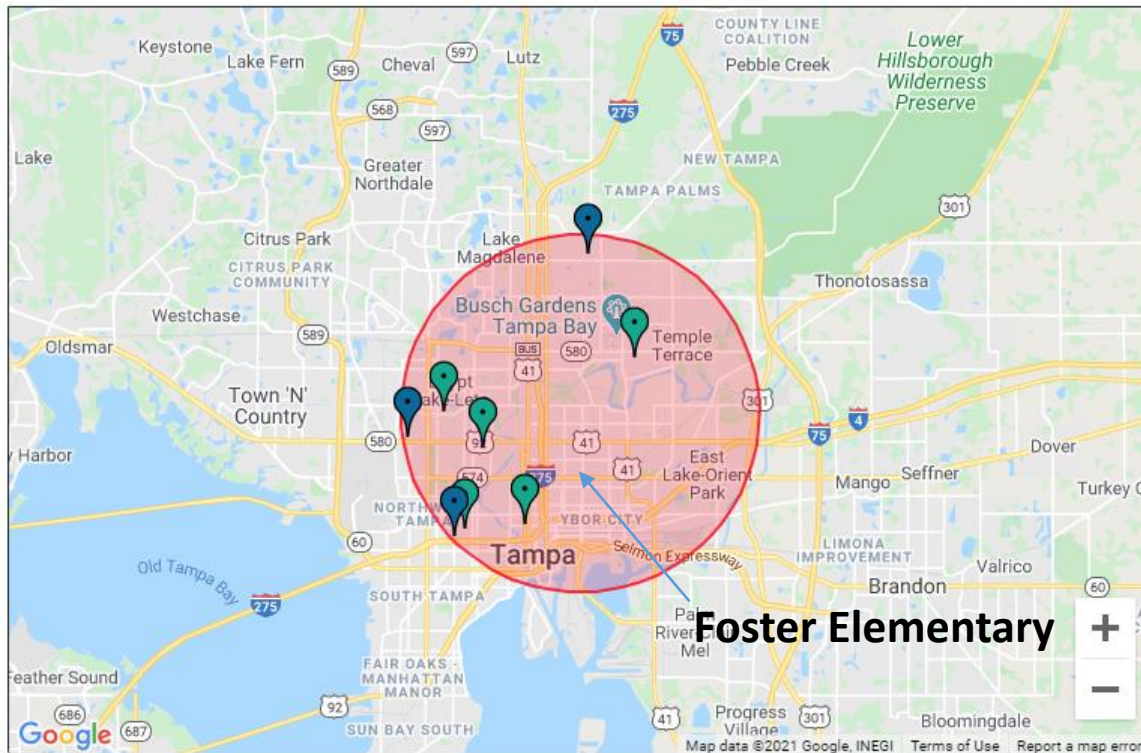


Foster Elementary School

School Grade Filter:



- Within 5 miles:**
- Alexander Elementary School – A
 - Egypt Elementary School - B
 - Macfarlane Park Elementary Magnet School - A
 - Mendenhall Elementary School - B
 - Muller Elementary Magnet School - A
 - Patricia Sullivan Metropolitan Ministries Partnership School - B
 - Village of Excellence Academy - B
 - West Tampa Elementary School - B
 - 18 “C” rated schools



State Support

- Overall, instruction has shown improvements based on Instructional Reviews and onsite visits from the regional team.
- School leadership implemented the recommended action steps from the regional team.
 - Focused on implementation of teacher planning and coaching systems
- Based on most recent walkthrough data:
 - 75% of students can communicate what they are learning and why
 - 90% of teachers modeled strategies connected to the ELA standard
 - 95% of grade 3-5 classrooms had student tasks aligned to standards
 - 65% of classrooms demonstrated student engagement
 - 100% of reading and 60% of math classrooms were providing small group remediation
 - 60% of math teachers were implementing strategies and tasks that were planned during focused planning

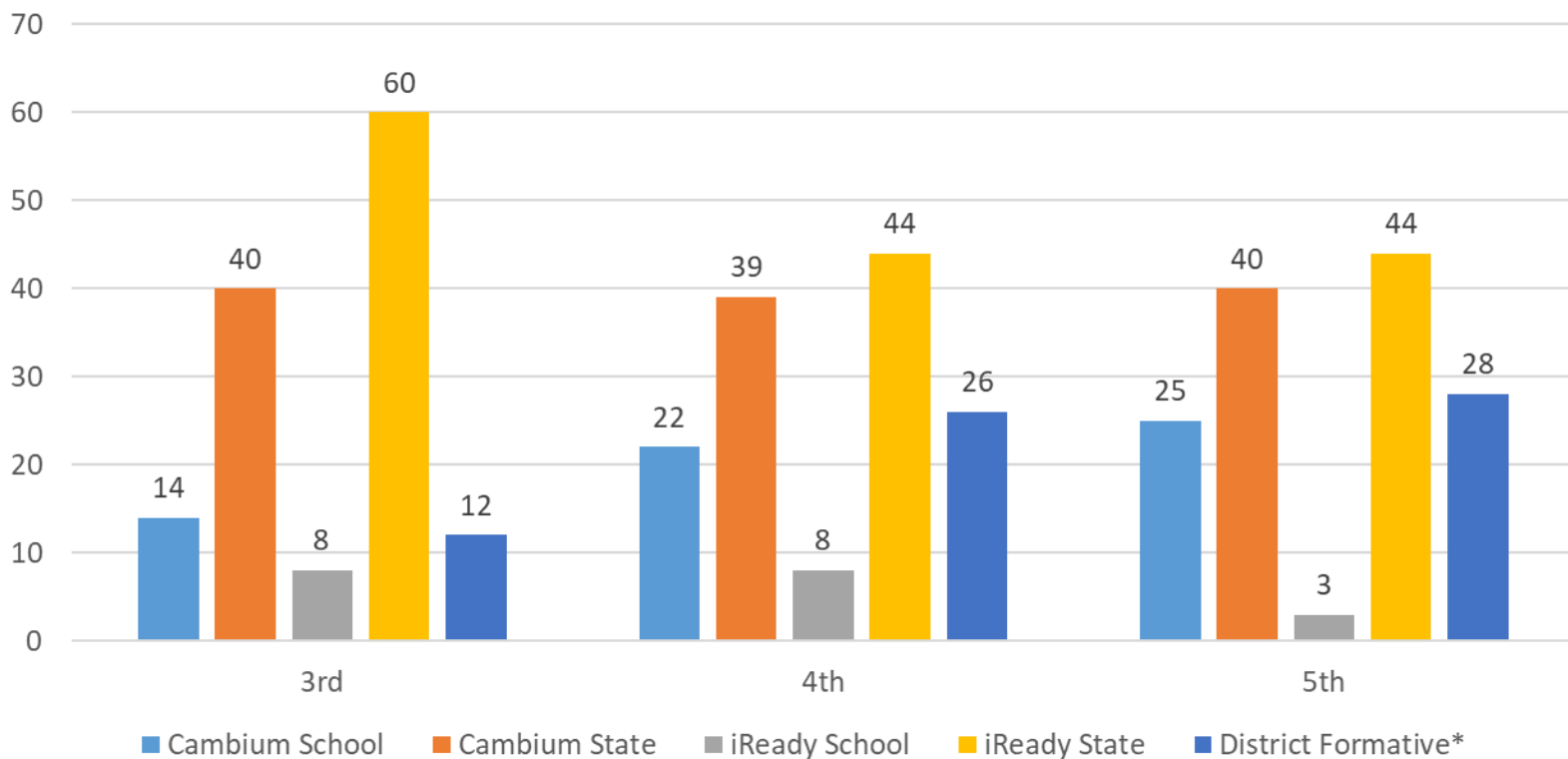
Hillsborough: Oak Park Elementary School

- 7 years D/F
- Current EO: MGT \$543,470
- 423 students
 - 73% of students Face-to-Face
 - 27% of students Innovative
- i-Ready Progress Monitoring Data:

Grade	ELA % proficiency (# of students)	Math % proficiency (# of students)
3	8% (5/47)	5% (4/47)
4	8% (5/48)	1% (1/48)
5	3% (2/56)	3% (2/56)

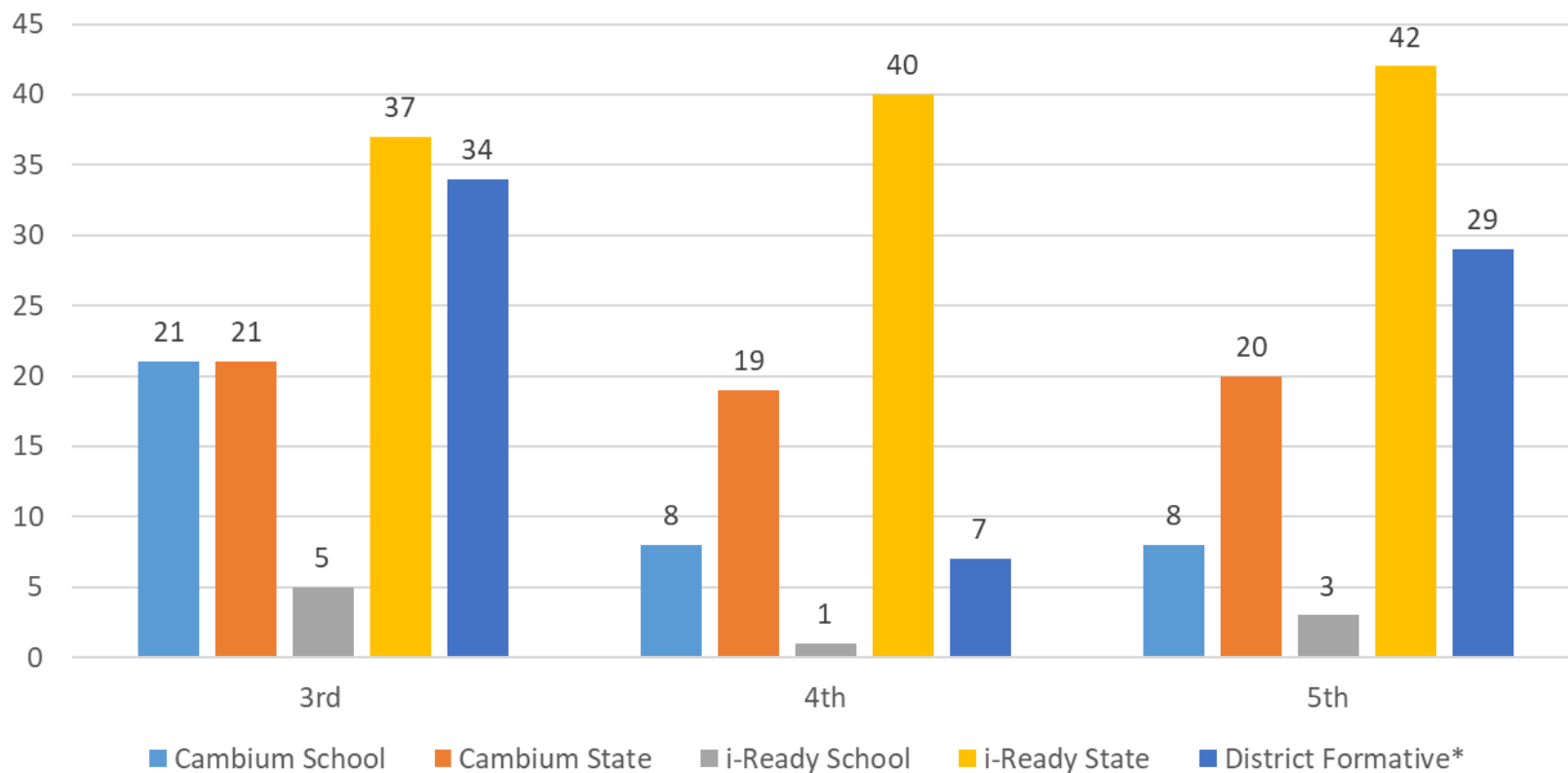
Hillsborough: Oak Park Elementary School

English Language Arts: Predicted Proficiency




Hillsborough: Oak Park Elementary School

Mathematics: Predicted Proficiency



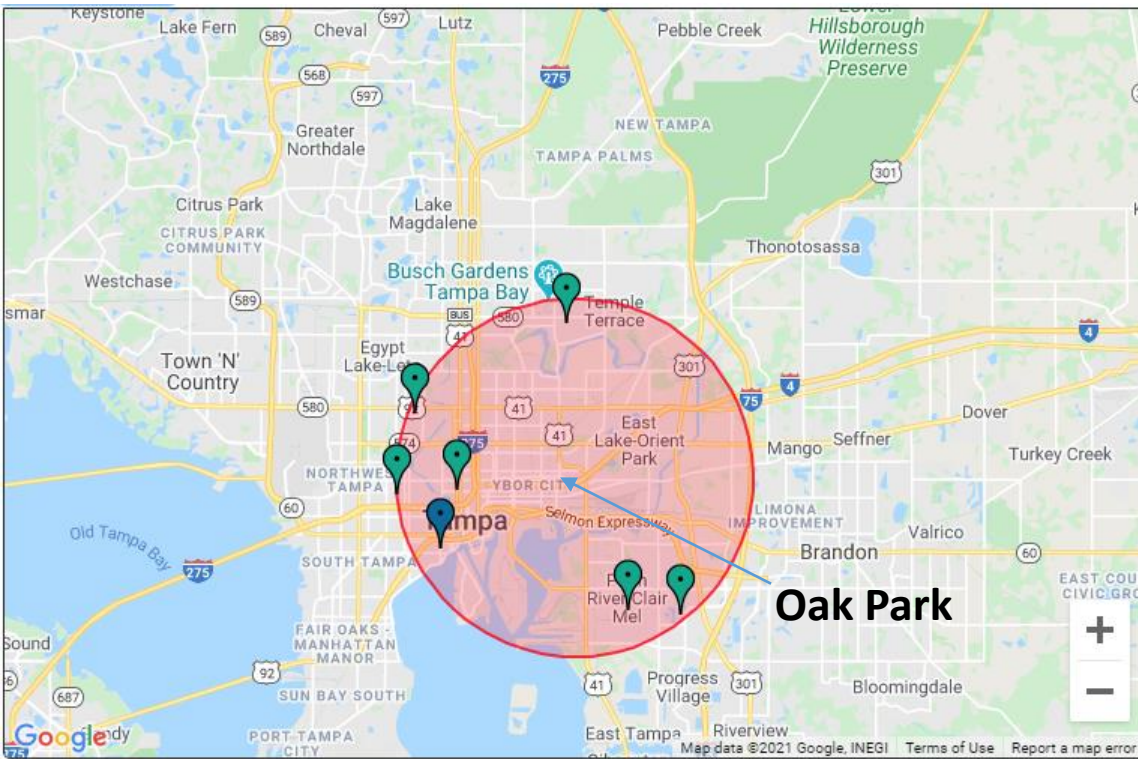
Oak Park Elementary School

School Grade Filter:



Within 5 miles:

- Bing Elementary - B
 - Frost Elementary - B
 - Gorrie Elementary - A
 - Mendenhall Elementary - B
 - Patricia Sullivan Metropolitan Ministries Partnership School - B
 - Village of Excellence Academy - B
 - West Tampa Elementary - B
- 13 "C" rated schools



State Support

- Overall, instruction has shown improvements based on Instructional Reviews and onsite visits from the regional team.
- School leadership implemented the recommended action steps from the regional team.
 - Intentional focus on FSA response mechanisms and FSA Writing
 - Intentional focus on building teacher content knowledge in math
- Based on most recent walkthrough data:

ELA

- 80% of teachers modeled higher order thinking strategies
- 80% of teachers were scaffolding instruction when appropriate
- 52% of students replicated strategies modeled by teachers

Math

- 80% of teachers were using strategies aligned to the standards
- 60% of students were implementing strategies aligned to the standards



www.FLDOE.org



www.FLDOE.org