

STATE BOARD OF
EDUCATION MEETING

PROGRESS REPORT ON BROWNSVILLE MIDDLE

MR. ALBERTO M. CARVALHO
SUPERINTENDENT
MIAMI-DADE COUNTY PUBLIC SCHOOLS



PROVEN TRACK RECORD OF SUCCESS

2016-2017 SCHOOL PERFORMANCE GRADES

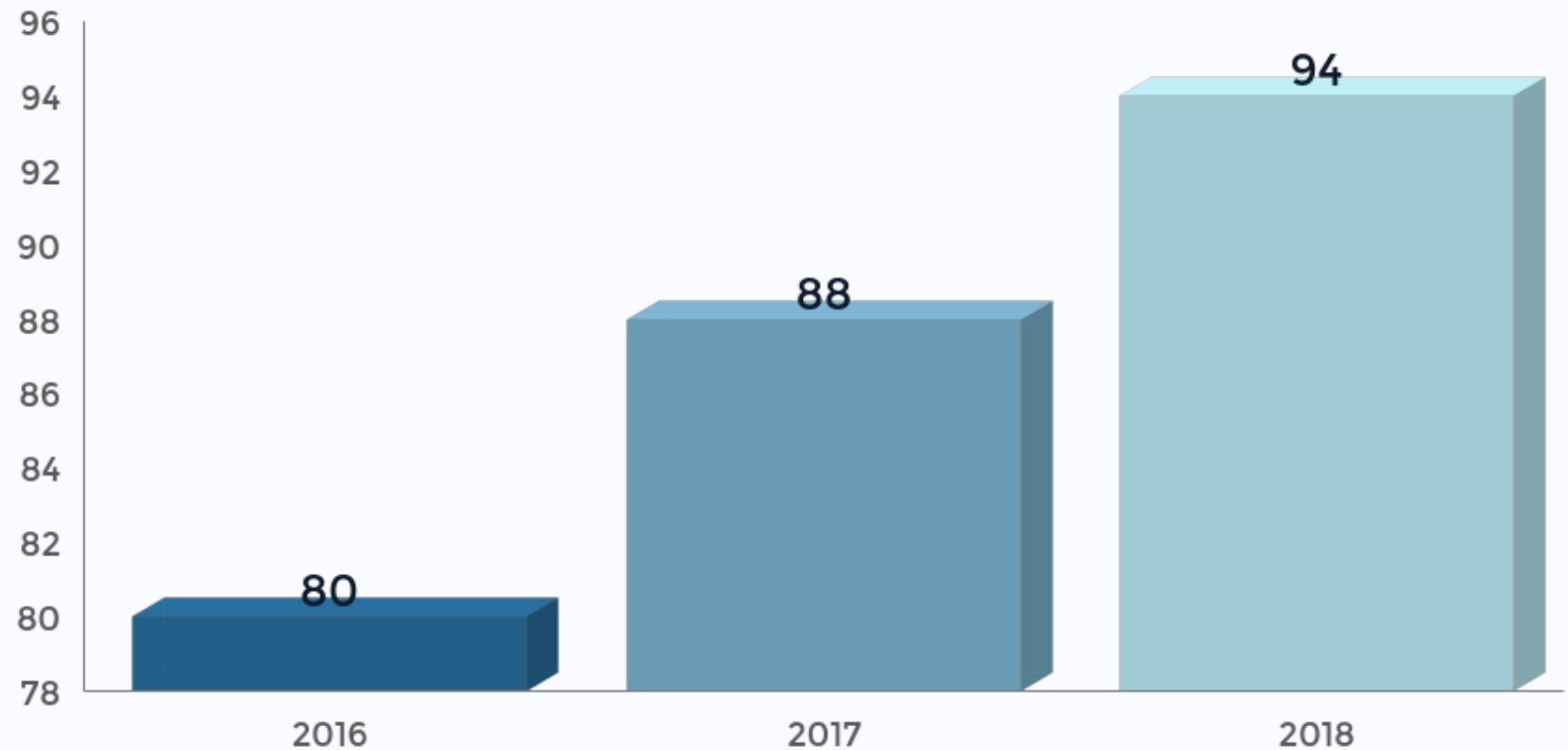
Miami-Dade County Public Schools (M-DCPS) is recognized as a national leader in school transformation.

	A	B	ABC
Miami-Dade	39	66	94
FLORIDA	30	57	92
Broward	31	52	94
Duval	27	51	89
Hillsborough	26	43	85
Orange	30	56	91

PROVEN TRACK RECORD OF SUCCESS

M-DCPS THREE YEAR TREND ABC

Miami-Dade County Public Schools (M-DCPS) is recognized as a national leader in school transformation.



PROVEN TRACK RECORD OF SUCCESS

"D" RATED SCHOOLS

14

Reduced the number by more than half, from 29 down to 14.

9

Of the 14 schools rated a "D," 9 were one point away from a letter grade of "C."

PROVEN TRACK RECORD OF SUCCESS

NUMBER OF "F" RATED SCHOOLS

Miami-Dade County Public Schools (M-DCPS) is recognized as a national leader in school transformation.

	1999	2015	2016	2017
Number	26	16	7	0
Percentage	9%	5%	2%	0%

ETO GRADE DISTRIBUTION Two Year Analysis

GRADE	2015	2016	2017
D	48	29	14
F	16	7	0
TOTAL	64	36	14*

*9 “D” schools only 1 percentage point away from earning a letter grade of “C.”

**EDUCATION
TRANSFORMATION
OFFICE
(ETO)
DATA TREND**

Brownsville Middle School Corrective Actions

Assigned an experienced principal with a proven track record of success leading schools that serve students with a complexity of barriers that impede academic success.

Assigned a new assistant principal with an extensive background supporting schools that were under Differentiated Accountability.

Brownsville Middle School Corrective Actions

Provided 3 experienced instructional coaches, 2 of which were newly assigned to the school, in the areas of reading and mathematics. Both new coaches had success in this role at their previous schools.

Provided 7 additional teaching positions thus reducing the class size average from 19.51 to 17.09.

Brownsville Middle School



recruit

Negotiated Letter of Understanding (LOU) with United Teachers of Dade (UTD) to recruit and retain highly qualified instructional staff



retain

Teachers can earn up to an additional 46% of their base salary



Stipends for teachers who:

- Are Highly Effective during the previous two school years
- Are Effective or Highly Effective
- Demonstrate learning gain rates equal or greater than District average
- Utilize fewer than a total of five sick, personal, and leave without pay absences

reward

Brownsville Middle School

SUPPORT

Additional allocation to hire hourly teachers to conduct interventions for

418 students



\$104,000



In school interventionist in all content areas



Extended Learning Opportunity	Number of Attendees
Before School	average of 63
After School	average of 84
Saturday Academy	average of 60
Algebra I Winter Camp	25
Spring Break Academy	46

Brownsville Middle School

Teach for America -
5 teachers



City Year - 8
Americops members



SUPPORT



External partners conduct before, during,
and after school intervention as well as
mentoring services



Brownsville Middle School

Girl Power

- School Enrichment Before/After School
- Role Model/Mentoring
- Tutoring/Homework Assistance
- Career & Job-Related Support Service
- Volunteer Program
- Donations/Incentives Providers

SUPPORT

Wraparound Services

All Stars

- School Enrichment Before/After School
- College/Career Guidance
- Tutoring/Homework Assistance
- Volunteer Program

New Horizon

- Career & Job-Related Support Service
- Volunteer Program
- Donations/Incentives Providers
- Case Management/Mental Health Counseling
- Behavioral Challenges Tools

Brownsville Middle School

DATA COM

Three times a year



MONITORING

School progress is monitored constantly

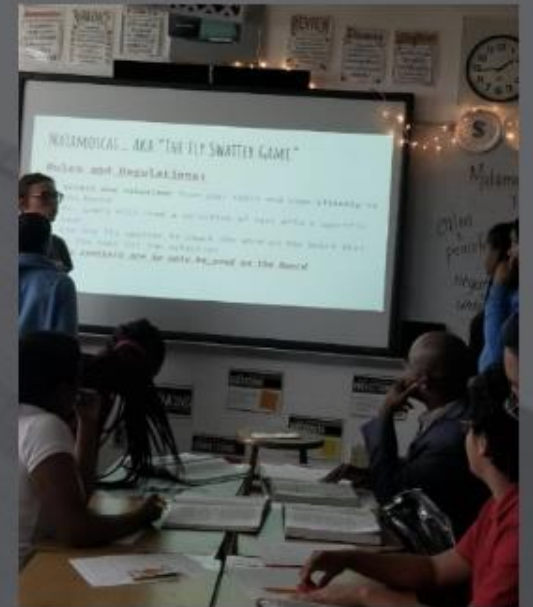
STRATEGIC PLANNING MEETING

Three times a year



INSTRUCTIONAL REVIEW

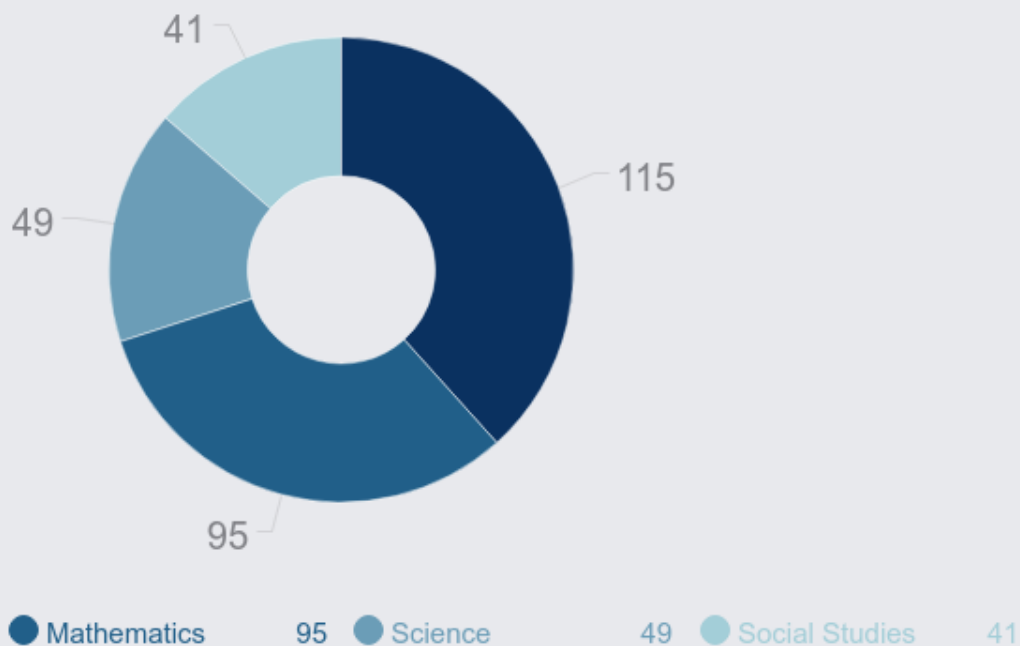
Three times a year



ETO SUPPORT

External Support Provided

In Days



BROWNSVILLE MIDDLE SCHOOL

WEEKLY SITE VISITS

Conducted by ETO
Administrative Director

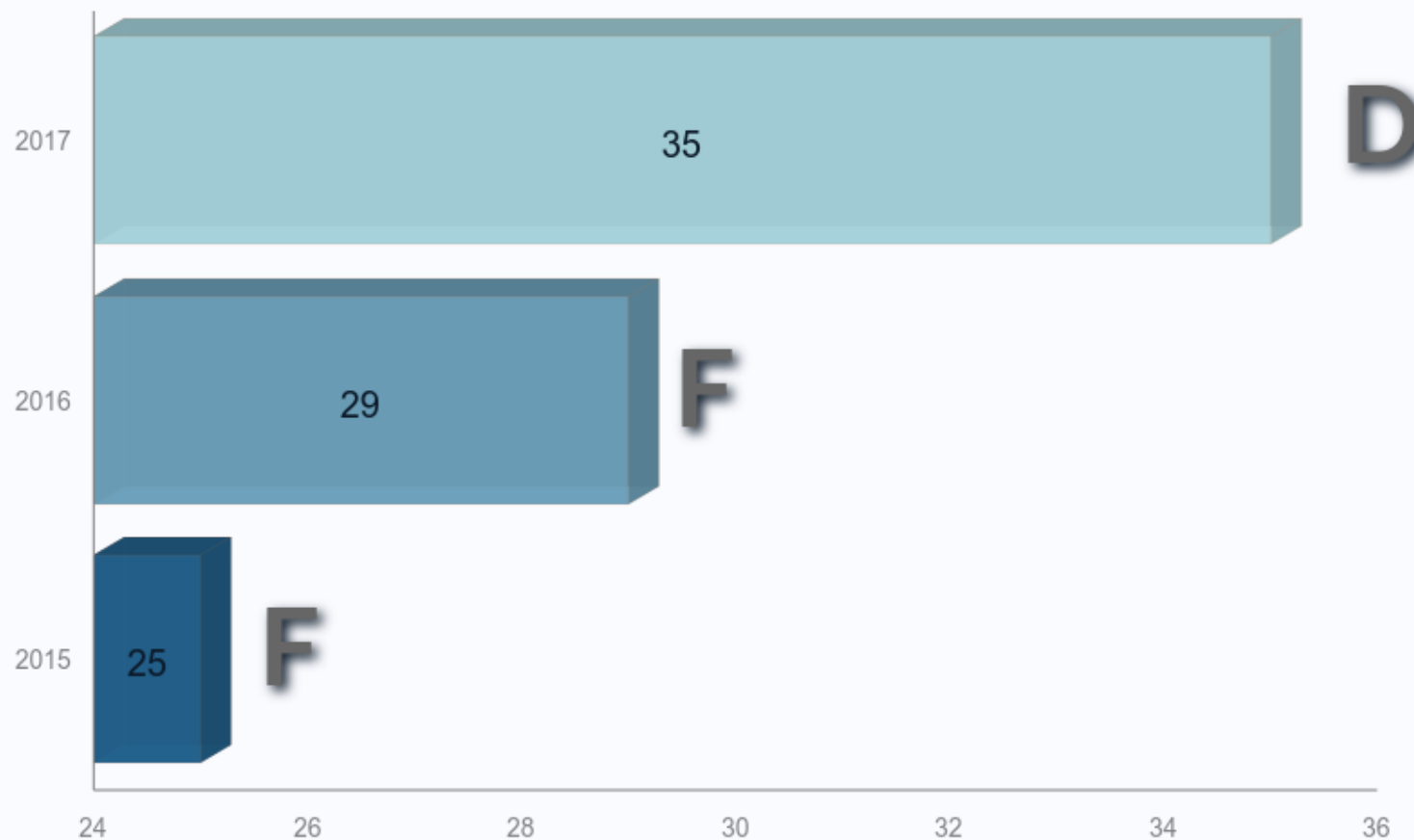
Content specific support provided
by instructional supervisors and
curriculum support specialists

300 full days

of support have been provided
to Brownsville Middle School

Brownsville Middle School Three Year Data Trend

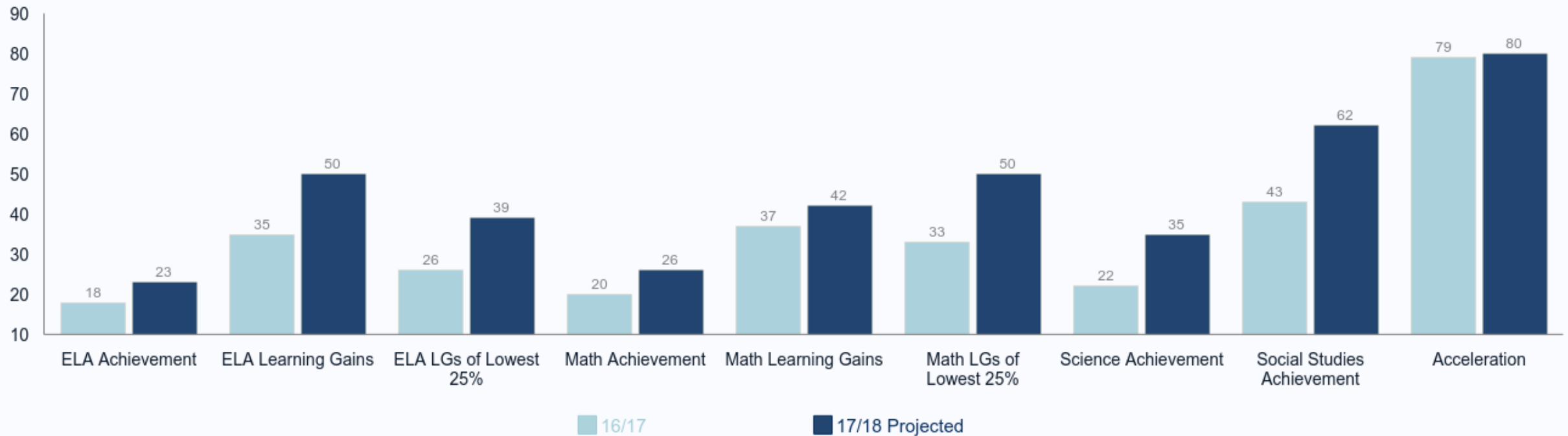
Percent of Points Earned Towards School Grade



Brownsville Middle School Progress Monitoring Data

6031 - Brownsville Middle

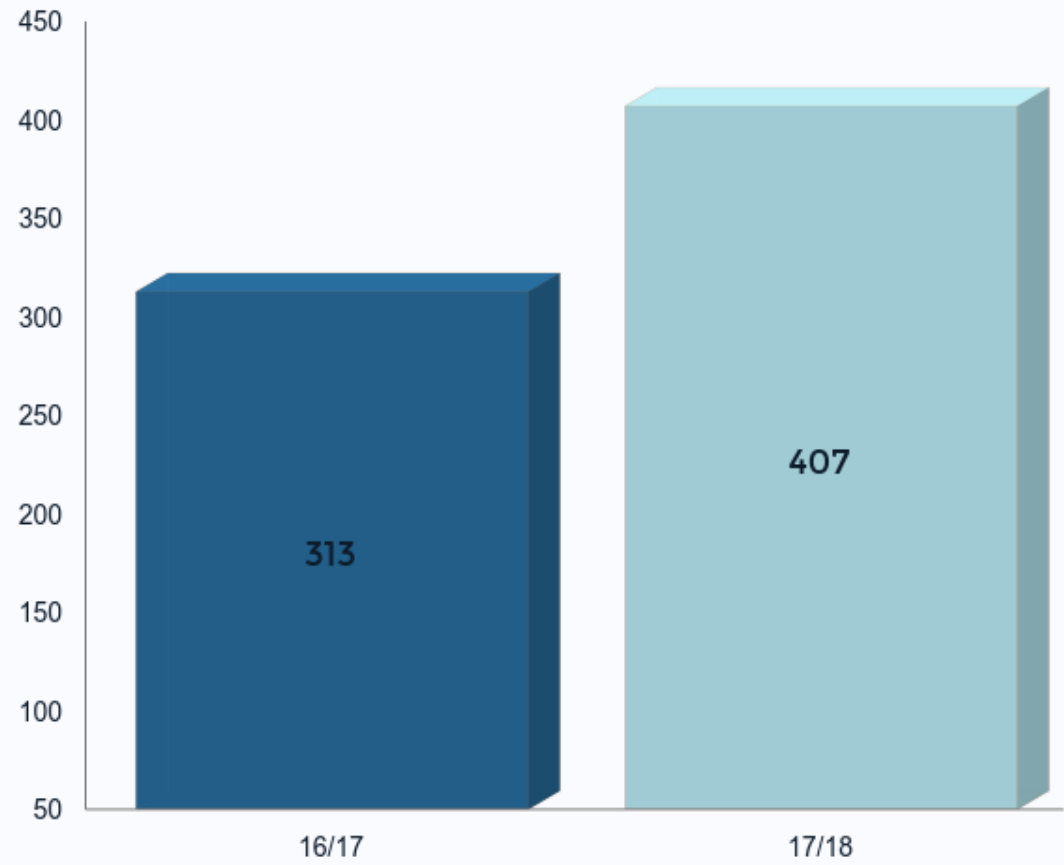
Comparison by Category



Brownsville Middle School Progress Monitoring

6031 - Brownsville Middle

Total Points



YEAR	GRADE
16/17	D (35%)
17/18	C (45%)

+94
POINTS

QUESTIONS

